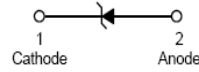
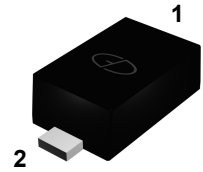


## Features

- Standard zener voltage range 2.4V-75V.
- Steady state power rating 200mW.



Schematic Diagram



Package: SOD-523

## Absolute Maximum Ratings ( $T_A=25^\circ\text{C}$ unless otherwise noted)

Characteristic	Symbol	Value	Unit
Forward Voltage @ $I_F=10\text{mA}$	$V_F$	0.9	V
Power Dissipation	$P_{TOT}$	200	mW
Thermal Resistance, Junction to Ambient	$R_{\theta JA}$	635	$^\circ\text{C/W}$
Junction Temperature	$T_J$	150	$^\circ\text{C}$
Storage Temperature Range	$T_{STG}$	-65 to +150	$^\circ\text{C}$

## Electrical Characteristics ( $T_A=25^\circ\text{C}$ unless otherwise noted)

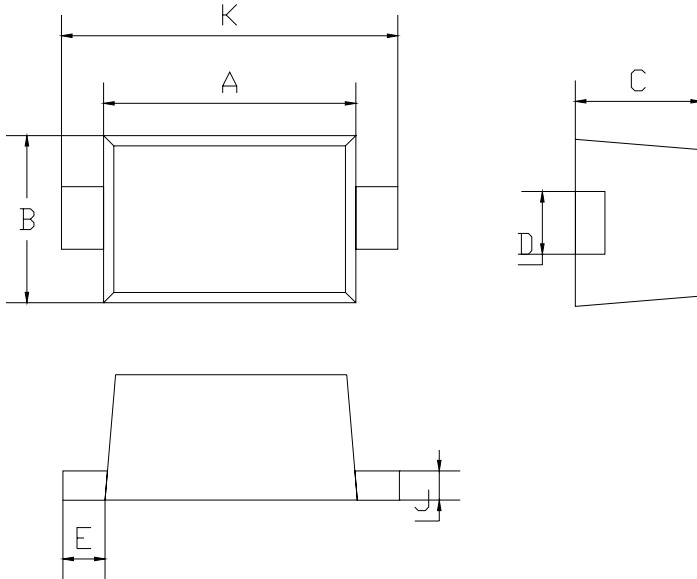
Part Number	Device Marking	Zener Voltage				Zener Impedance			Leakage Current		$\Theta_{VZ}$ (mV/k) @ $I_{ZK}$		C @ $V_R=0$ f=1MHz pF
		$V_Z(V)$			$@I_{ZT}$	$Z_{ZT}$ @ $I_{ZT}$	$Z_{ZK}@I_{ZK}$		$I_R@V_R$		Min	Max	
		Min	Nom	Max	mA	$\Omega$	$\Omega$	mA	$\mu\text{A}$	V			
GSMM5Z2V4	00	2.2	2.4	2.6	5	100	1000	1.0	50	1.0	-3.5	0	450
GSMM5Z2V7	01	2.5	2.7	2.9	5	100	1000	1.0	20	1.0	-3.5	0	450
GSMM5Z3V0	02	2.8	3.0	3.2	5	100	1000	1.0	10	1.0	-3.5	0	450
GSMM5Z3V3	05	3.1	3.3	3.5	5	95	1000	1.0	5	1.0	-3.5	0	450
GSMM5Z3V6	06	3.4	3.6	3.8	5	90	1000	1.0	5	1.0	-3.5	0	450
GSMM5Z3V9	07	3.7	3.9	4.1	5	90	1000	1.0	3	1.0	-3.5	-2.5	450
GSMM5Z4V3	08	4.0	4.3	4.6	5	90	1000	1.0	3	1.0	-3.5	0	450
GSMM5Z4V7	09	4.4	4.7	5.0	5	80	800	1.0	3	2.0	-3.5	0.2	260
GSMM5Z5V1	0A	4.8	5.1	5.4	5	60	500	1.0	2	2.0	-2.7	1.2	225

## Electrical Characteristics (T<sub>A</sub>=25°C unless otherwise noted)

Part Number	Device Marking	Zener Voltage				Zener Impedance			Leakage Current		θ <sub>VZ</sub> (mV/k) @I <sub>ZK</sub>		C @V <sub>R</sub> =0 f=1MHz
		V <sub>Z</sub> (V)			@I <sub>ZT</sub>	Z <sub>ZT</sub> @I <sub>ZT</sub>	Z <sub>ZK</sub> @I <sub>ZK</sub>		I <sub>R</sub> @V <sub>R</sub>		Min	Max	pF
		Min	Nom	Max	mA	Ω	Ω	mA	μA	V	Min	Max	pF
GSMM5Z5V6	0C	5.2	5.6	6.0	5	40	200	1.0	1	2.0	-2.0	2.5	200
GSMM5Z6V2	0E	5.8	6.2	6.6	5	10	100	1.0	3	4.0	0.4	3.7	185
GSMM5Z6V8	0F	6.4	6.8	7.2	5	15	160	1.0	2	4.0	1.2	4.5	155
GSMM5Z7V5	0G	7.0	7.5	7.9	5	15	160	1.0	1	5.0	2.5	5.3	140
GSMM5Z8V2	0H	7.7	8.2	8.7	5	15	160	1.0	0.7	5.0	3.2	6.2	135
GSMM5Z9V1	0K	8.5	9.1	9.6	5	15	160	1.0	0.2	7.0	3.8	7.0	130
GSMM5Z10V	0L	9.4	10	10.6	5	20	160	1.0	0.1	8.0	4.5	8.0	130
GSMM5Z11V	0M	10.4	11	11.6	5	20	160	1.0	0.1	8.0	5.4	9.0	130
GSMM5Z12V	0N	11.4	12	12.7	5	25	80	1.0	0.1	8.0	6.0	10	130
GSMM5Z13V	0P	12.4	13.25	14.1	5	30	80	1.0	0.1	8.0	7.0	11	120
GSMM5Z15V	0T	14.3	15	15.8	5	30	80	1.0	0.05	10.5	9.2	13	110
GSMM5Z16V	0U	15.3	16.2	17.1	2	40	80	1.0	0.05	11.2	10.4	14	105
GSMM5Z18V	0W	16.8	18	19.1	2	45	80	1.0	0.05	12.6	12.4	16	100
GSMM5Z20V	0Z	18.8	20	21.2	2	55	100	1.0	0.05	14.0	14.4	18	85
GSMM5Z22V	10	20.8	22	23.3	2	55	100	1.0	0.05	15.4	16.4	20	85
GSMM5Z24V	11	22.8	24.2	25.6	2	70	120	1.0	0.05	16.8	18.4	22	80
GSMM5Z27V	12	25.1	27	28.9	2	80	300	1.0	0.05	18.9	21.4	25.3	70
GSMM5Z30V	14	28	30	32	2	80	300	1.0	0.05	21.0	24.4	29.4	70
GSMM5Z33V	18	31	33	35	2	80	300	1.0	0.05	23.2	27.4	33.4	70
GSMM5Z36V	19	34	36	38	2	90	500	1.0	0.05	25.2	30.4	37.4	70
GSMM5Z39V	20	37	39	41	2	130	500	1.0	0.05	27.3	33.4	41.2	45
GSMM5Z43V	21	40	3	46	1	150	500	1.0	0.05	30.1	37.6	46.6	40
GSMM5Z47V	1A	44	47	50	1	170	500	1.0	0.05	32.9	42.0	51.8	40
GSMM5Z51V	1C	48	51	54	1	180	500	1.0	0.05	35.7	46.6	57.2	40
GSMM5Z56V	1D	52	56	60	1	200	500	1.0	0.05	39.2	52.2	63.8	40
GSMM5Z62V	1E	58	62	66	1	215	500	1.0	0.05	43.4	58.8	71.6	35
GSMM5Z68V	1F	64	68	72	1	240	500	1.0	0.05	47.6	65.6	79.8	35
GSMM5Z75V	1G	70	75	79	1	255	500	1.0	0.05	52.5	73.4	88.6	35

## Package Outline Dimensions

### SOD-523



SOD-523		
Dim	Min	Max
A	1.1	1.3
B	0.7	0.9
C	0.5	0.7
D	0.3 Typical	
E	0.15	0.25
J	0.1 Typical	
K	1.5	1.7
All Dimensions in mm		