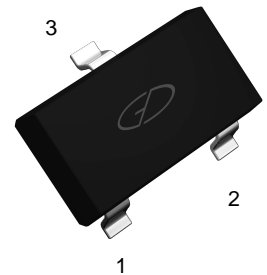


Features

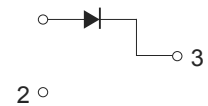
- Fast switching speed
- Surface mount package ideally suited for automatic insertion
- For general purpose switching applications
- High conductance



GCH! &

Absolute Maximum Ratings ($T_A=25^{\circ}\text{C}$ unless otherwise specified)

Parameter	Symbol	Value	Unit
Non-Repetitive Peak Reverse Voltage	V_{RM}	100	V
Peak Repetitive Peak Reverse Voltage	V_{RRM}	75	V
Working Peak Reverse Voltage	V_{RWM}		
DC Blocking Voltage	V_R		
RMS Reverse Voltage	$V_{R(RMS)}$	53	V
Forward Continuous Current	I_{FM}	500	mA
Average Rectified Output Current	I_o	250	mA
Non-Repetitive Peak Forward Surge Current @ $t=8.3\text{ms}$	I_{FSM}	2.0	A
Power Dissipation	P_d	200	mW
Thermal Resistance from Junction to Ambient	$R_{\theta JA}$	625	$^{\circ}\text{C/W}$
Storage Temperature	T_{STG}	-55 to +150	$^{\circ}\text{C}$



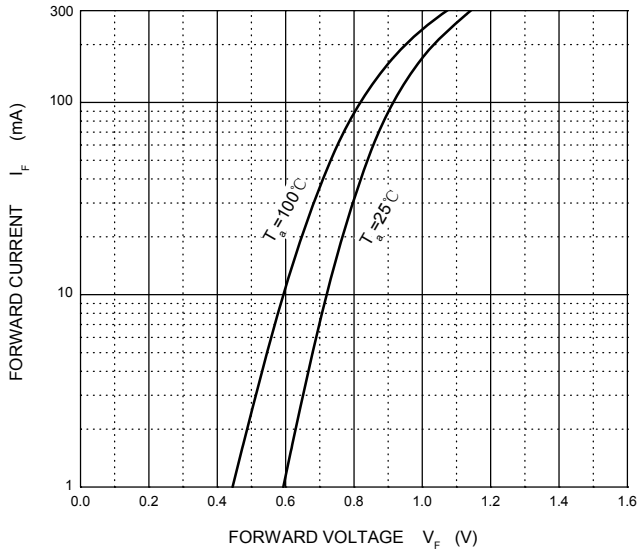
Schematic Diagram

Electrical Characteristics ($T_A=25^{\circ}\text{C}$ unless otherwise specified)

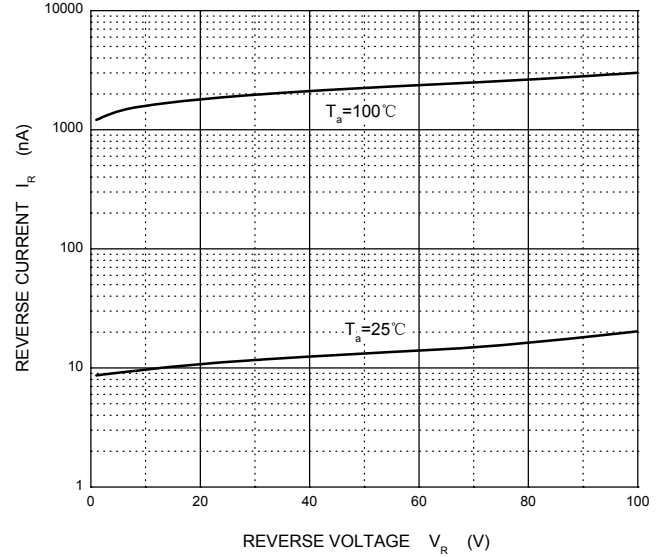
Parameter	Symbol	Conditions	Min	Max	Unit
Forward Voltage	V_{F1}	$I_F=5\text{mA}$	0.62	0.72	V
	V_{F2}	$I_F=10\text{mA}$	-	0.855	V
	V_{F3}	$I_F=100\text{mA}$	-	1	V
	V_{F4}	$I_F=150\text{mA}$	-	1.25	V
Reverse Current	I_{R1}	$V_R=75\text{V}$	-	2.5	μA
	I_{R2}	$V_R=20\text{V}$	-	25	nA
Capacitance Between Terminals	C_T	$V_R=0\text{V}, f=1\text{MHz}$	-	4.	pF
Reverse Recovery Time	t_{rr}	$I_F=I_R=10\text{mA}$ $I_{rr}=0.1I_R, R_L=100\Omega$	-	4	ns

Typical Characteristics Curves

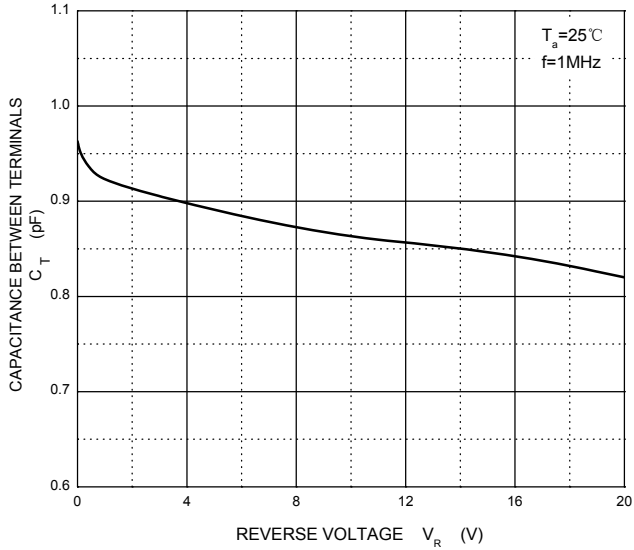
Forward Characteristics



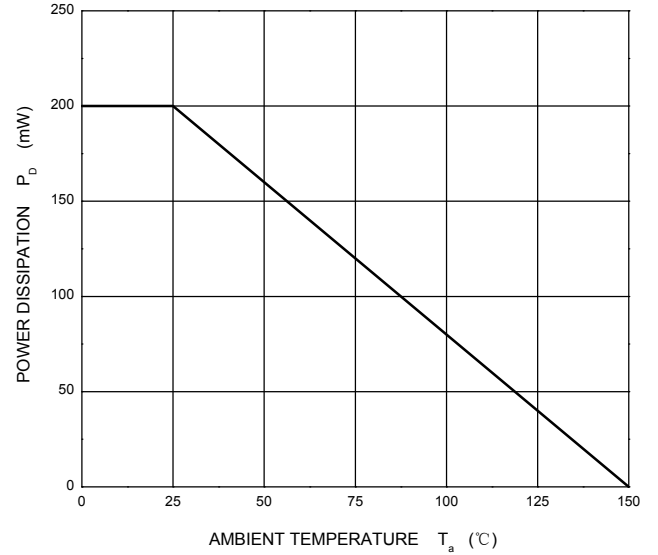
Reverse Characteristics



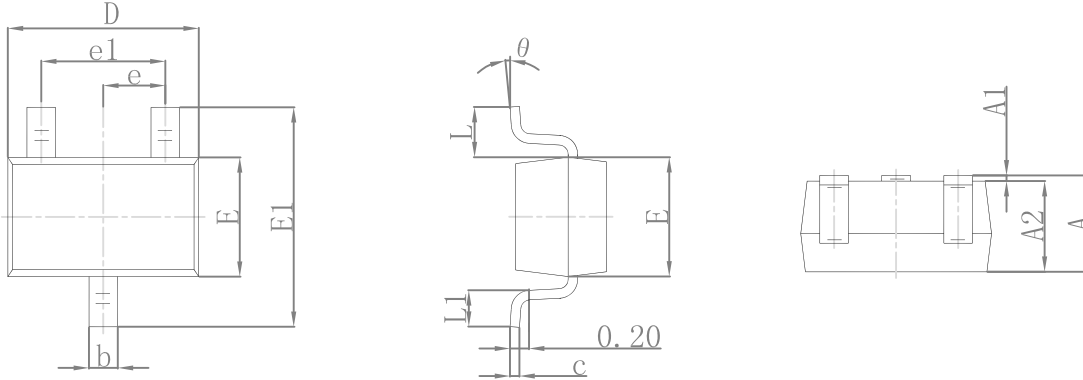
Capacitance Characteristics



Power Derating Curve

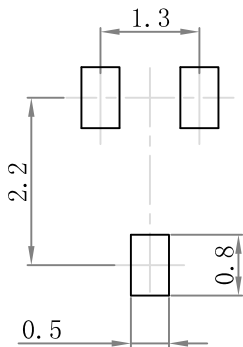


Package Outline Dimensions SOT-323



Symbol	Dimensions In Millimeters		Dimensions In Inches	
	Min	Max	Min	Max
A	0.900	1.100	0.035	0.043
A1	0.000	0.100	0.000	0.004
A2	0.900	1.000	0.035	0.039
b	0.200	0.400	0.008	0.016
c	0.080	0.150	0.003	0.006
D	2.000	2.200	0.079	0.087
E	1.150	1.350	0.045	0.053
E1	2.150	2.450	0.085	0.096
e	0.650 TYP		0.026 TYP	
e1	1.200	1.400	0.047	0.055
L	0.525 REF		0.021 REF	
L1	0.260	0.460	0.010	0.018
θ	0°	8°	0°	8°

Suggested Pad Layout



Note:
 1. Controlling dimension: in millimeters.
 2. General tolerance: ± 0.05 mm.
 3. The pad layout is for reference purposes only.

Order Information

Device	Package	Marking	Carrier	Quantity	HSF Status
MMBD4448W	SOT-323	KA3	Tape & Reel	3000pcs / Reel	RoHS compliant