


Features

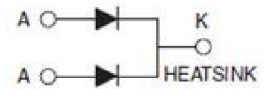
- Plastic package has underwriters Laboratory Flammability Classification 94V-0
- Dual rectifier construction, positive center tap
- Low forward voltage, high efficiency
- Guarding for over voltage protection



Package: TO-252 (DPAK)

Mechanical Data

- Case: epoxy, molded
- Weight: 0.4grams (approximately)
- Lead temperature for soldering purpose: 260°C max. for 10 sec



Schematic Diagram

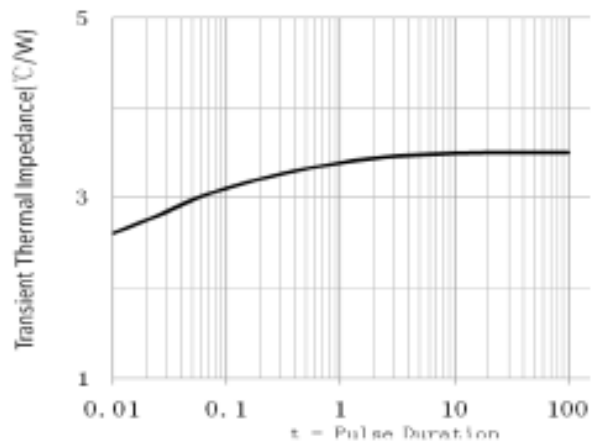
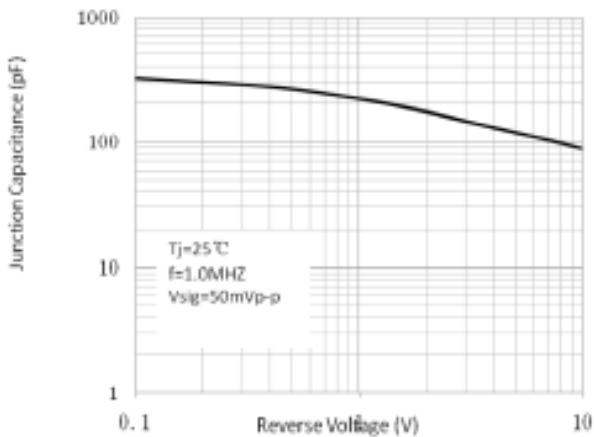
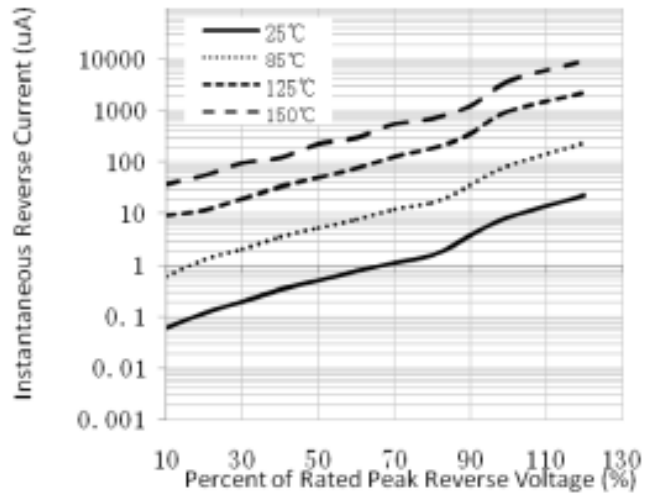
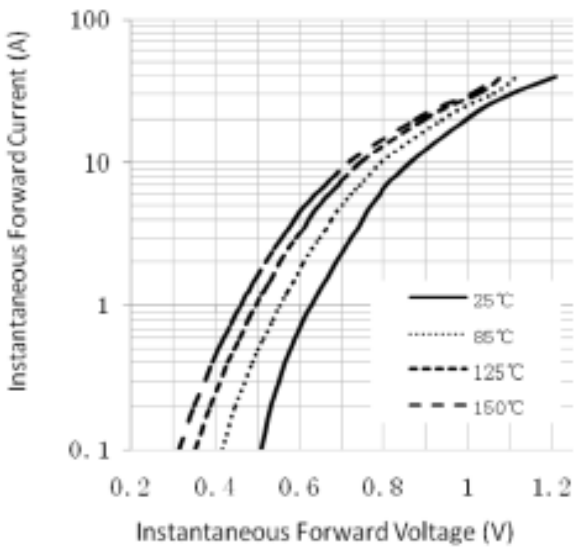
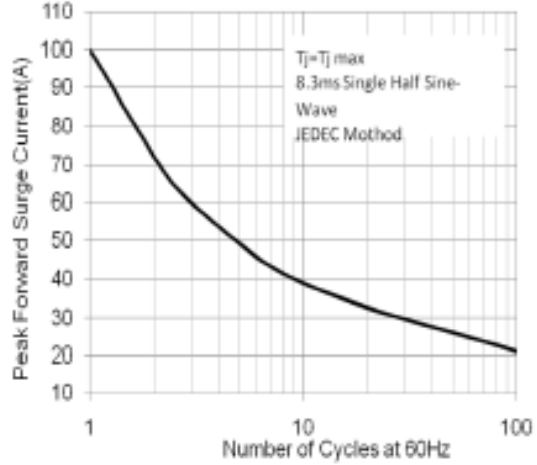
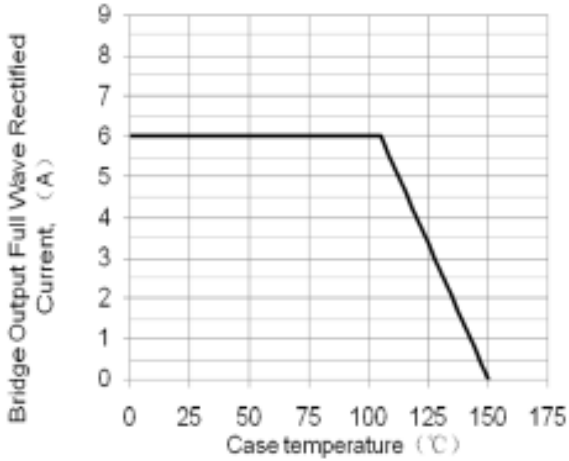
Maximum Ratings & Electrical Characteristics

(T_A=25°C unless otherwise noted)

Parameter	Test Conditions		Symbol	Value	Unit
Maximum Repetitive Peak Reverse Voltage			V _{RRM}	100	V
Working Peak Reverse Voltage			V _{RWM}	100	V
Maximum DC Blocking Voltage			V _{DC}	100	V
Maximum Average Forward Rectified Current @ T _c =105°C	Total Device		I _{F(AV)}	6	A
	Per Diode			3	
Peak Forward Surge Current 8.3ms Single Half Sine-wave Superimposed on Rated Load per Diode			I _{FSM}	100	A
Peak repetitive Reverse Current Per Leg at tp=2.0μs ,1KHz			I _{RRM}	1.0	A
Voltage Rate of Change (rated V _R)			Dv/dt	10000	V/μs
Operating Junction Temperature Range			T _J	- 55 to+150	°C
Storage Temperature Range			T _{STG}	- 55 to+150	°C
Maximum Instantaneous Forward Voltage per Leg	I _F =3A	T _C =25°C	V _F	0.76	V
		T _C =125°C		0.70	
Maximum Reverse Current per Leg at Working Peak Reverse Voltage		T _J =25°C	I _R	50	μA
		T _J =100°C		5	mA
Thermal Characteristics (T_A=25°C unless otherwise noted)					
Symbol	Parameter	Typ.(TO-252)			Unit
R _{θJC}	Thermal Resistance, Junction to Case per Leg	3.5			°C/W
R _{θJA}	Thermal Resistance, Junction to Ambient per Leg	62.5			°C/W

Note: Pulse test:300us pulse width, duty cycle=2%

Ratings and Characteristics Curves ($T_A = 25^\circ\text{C}$ unless otherwise noted)



Package Outline Dimensions

in millimeters

TO-252

