
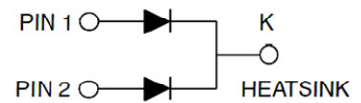


## Features

- Plastic package has underwriters Laboratory Flammability Classification 94V-0
- Dual rectifier construction, positive center tap
- Metal of silicon rectifier, majority carrier conduction
- Low forward voltage, high efficiency
- Guarding for over voltage protection



TO-252



Schematic Diagram

## Mechanical Data

- Case: Epoxy, Molded
- Weight: 0.4grams(approximately)
- Finish: All External Surfaces Corrosion Resistant and Terminal Leads are Readily Solderable
- Lead Temperature for Soldering Purposes: 260°C Max. for 10 sec
- Shipped 2500 units per reel

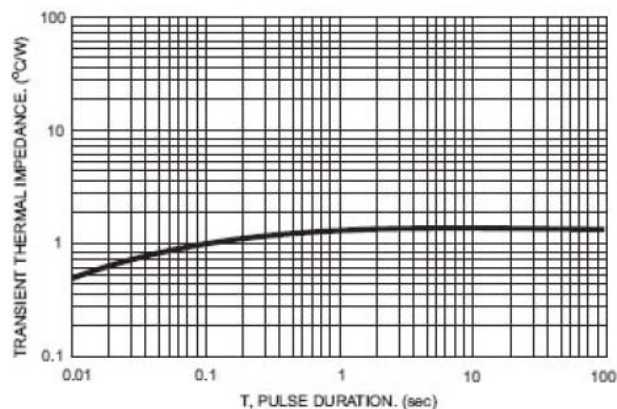
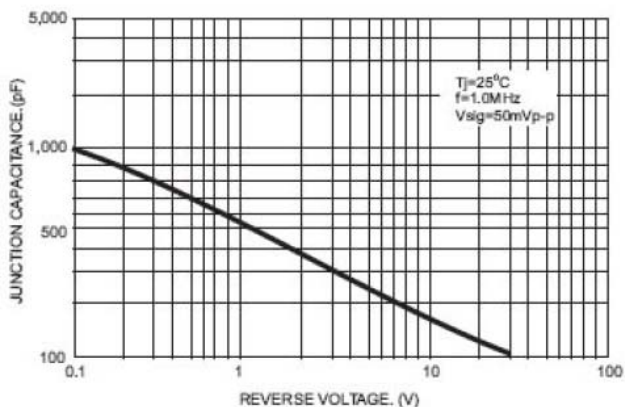
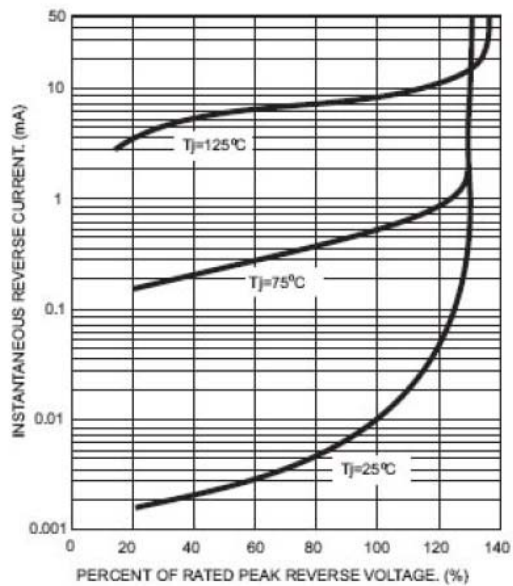
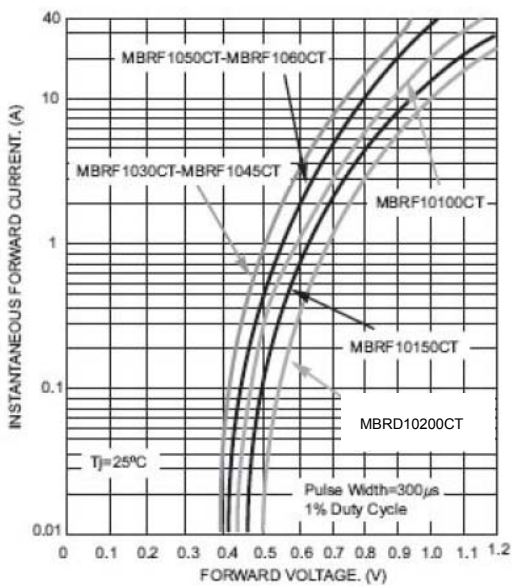
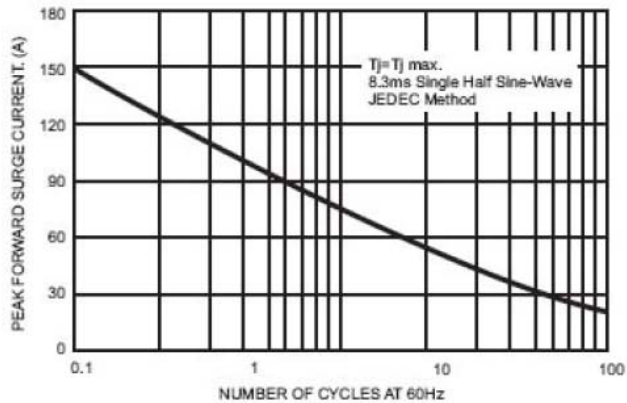
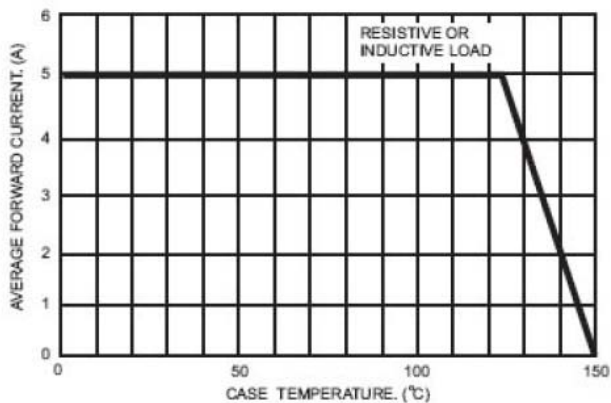
## Absolute Maximum Ratings and Electrical Characteristics

( $T_A=25^{\circ}\text{C}$  unless otherwise noted)

Parameter	Test Conditions	Symbol	Value	Unit	
Maximum Repetitive Peak Reverse Voltage	-	$V_{RRM}$	200	V	
Working Peak Reverse Voltage	-	$V_{RWM}$	200	V	
Maximum DC Blocking Voltage	-	$V_{DC}$	200	V	
Maximum Average Forward Rectified Current at $T_C=105^{\circ}\text{C}$	Total Device Per Diode	$I_{F(AV)}$	10 5	A	
Peak Forward Surge Current 8.3ms Single Half Sine-Wave Superimposed on Rated Load per Diode	-	$I_{FSM}$	150	A	
Peak Repetitive Reverse Current per Leg at $t_p=2.0\mu\text{s}$ , 1KHz	-	$I_{RRM}$	1.0	A	
Voltage Rate of Change (Rated $V_R$ )	-	$DV/dt$	10000	V/ $\mu\text{s}$	
Operating Junction Temperature Range	-	$T_J$	-55 to +150	$^{\circ}\text{C}$	
Storage Temperature Range	-	$T_{STG}$	-55 to +150	$^{\circ}\text{C}$	
Maximum Instantaneous Forward Voltage per Leg	$I_F=5\text{A}$ $T_C=25^{\circ}\text{C}$	$V_F$	0.95	V	
	$I_F=5\text{A}$ $T_C=125^{\circ}\text{C}$		0.88		
Maximum Reverse Current per Leg at Working Peak Reverse Voltage		$I_R$	$T_J=25^{\circ}\text{C}$	200	$\mu\text{A}$
			$T_J=100^{\circ}\text{C}$	15	mA
<b>Thermal Characteristics</b>					
Thermal Resistance, Junction to Case per Leg	-	$R_{\theta JC}$	3.5	$^{\circ}\text{C}/\text{W}$	
Thermal Resistance, Junction to Ambient per Leg	-	$R_{\theta JA}$	62.5	$^{\circ}\text{C}/\text{W}$	

**Note:** Pulse test:300us pulse width, duty cycle=2%

## Typical Characteristics Curves



**Package Outline Dimensions TO-252**

