

Features

- Low forward voltage drop
- Low leakage current
- Moisture sensitivity: level 1, per J-STD-020
- Low profile, typical thickness 1.0mm
- Solder dip 260 °C, 10 s
- AEC-Q101 qualified



RoHS
COMPLIANT

Package: eSGB(SMAF)

Applications

For uses in low voltage, high frequency inverters, free wheeling and polarity protection applications.

Maximum Ratings (T_A = 25°C unless otherwise noted)

Parameter	Symbol	LS565T	Unit
Maximum Repetitive Peak Reverse Voltage	V _{RRM}	65	V
Maximum RMS Voltage	V _{RMS}	45.5	V
Maximum DC Blocking Voltage	V _{DC}	65	V
Maximum Average Forward Rectified Current	I _{F(AV)}	5.0	A
Peak Forward Surge Current (8.3 ms single half sine-wave superimposed on rated load)	I _{FSM}	110	A
Operating Junction Temperature Range	T _J	- 55 to + 150	°C
Storage Temperature Range	T _{STG}	- 55 to + 150	°C

Electrical Characteristics (T_A = 25°C unless otherwise noted)

Parameter	Test Conditions	Symbol	Typ	Max	Unit
Instantaneous Forward Voltage	I _F =5A, T _A =25°C	V _F	0.58	0.62	V
Maximum DC Reverse Current at Rated DC Blocking Voltage	T _A =25°C	I _R	0.35		mA
Typical Junction Capacitance	4.0 V, 1 MHz	C _J	360		pF
Typical Thermal Resistance	Juntion to Lead	R _{θJL} ¹⁾	20		°C/W

Note 1) Thermal resistance from junction to lead, mounted on PCB with 30.0×30.0mm copper pads

Ratings and Characteristics Curves ($T_A = 25^\circ\text{C}$ unless otherwise noted)

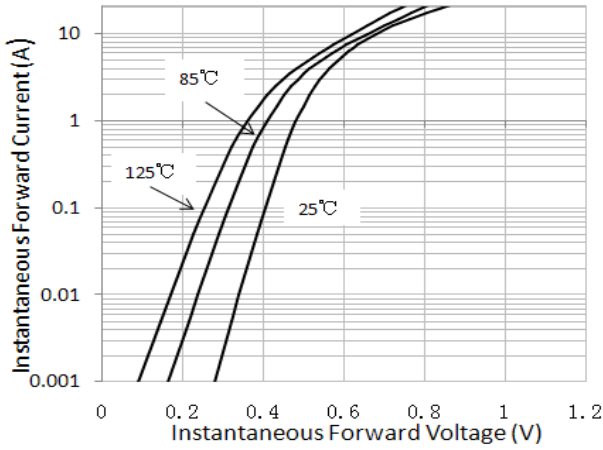


Figure 1. Typical Instantaneous Forward Characteristics

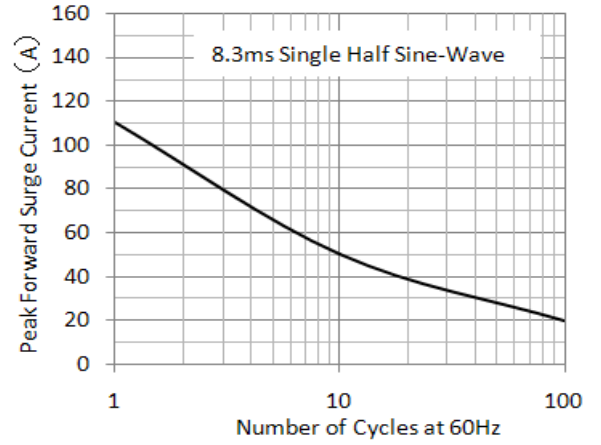


Figure 2. Maximum Non-Repetitive Peak Forward Surge Current

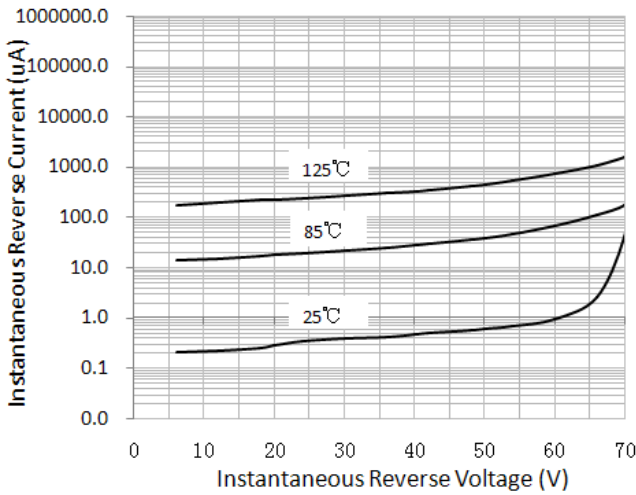


Figure 3. Typical Reverse Characteristics

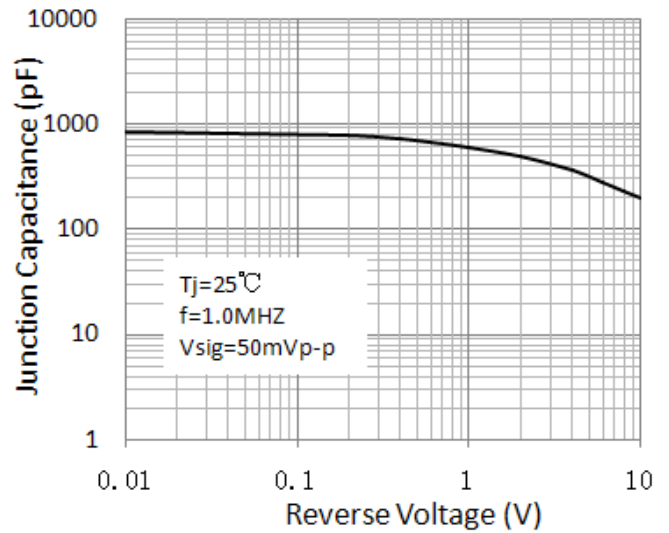


Figure 4. Typical Junction Capacitance

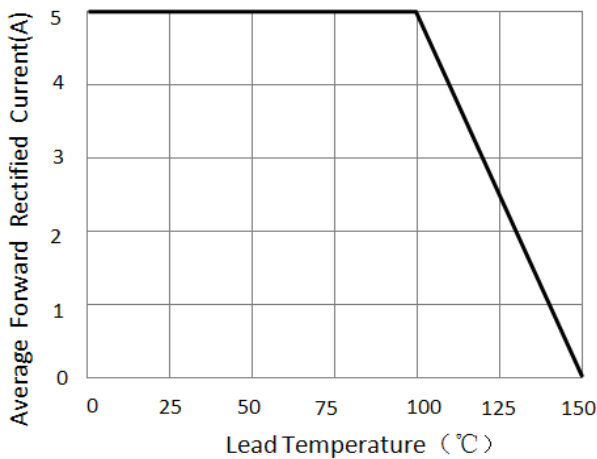
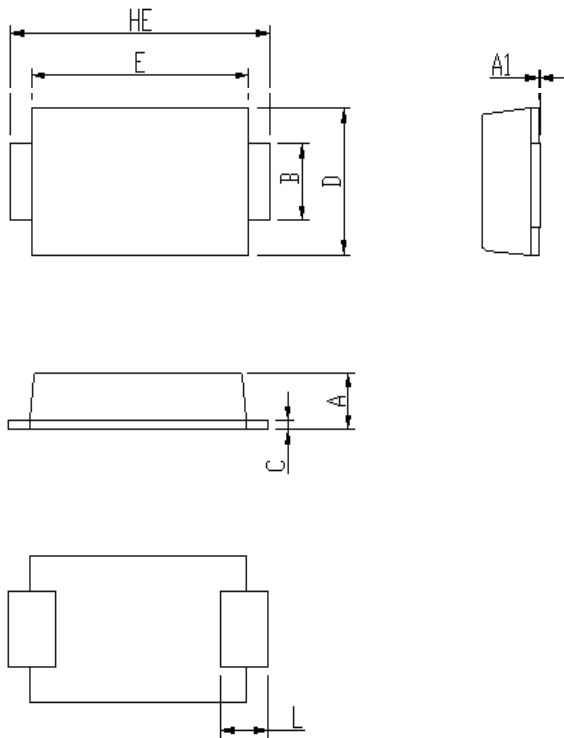


Figure 5. Forward Current Derating Curve

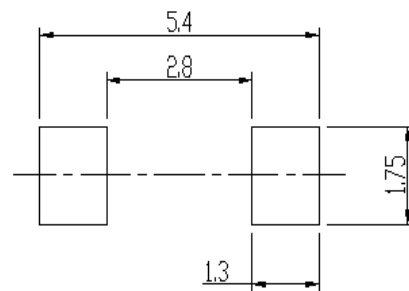
Package Outline Dimensions

eSGB (SMAF)



DIM	Unit: mm		Unit: inch	
	MIN	MAX	MIN	MAX
A	0.92	1.08	0.036	0.043
A1	0	0.1	0.000	0.004
B	1.25	1.45	0.049	0.057
C	0.1	0.25	0.004	0.010
D	2.6	2.8	0.102	0.110
E	4.1	4.3	0.161	0.169
L	0.7	1.1	0.028	0.043
HE	4.8	5.2	0.189	0.205

Soldering footprint



Packing Information

Reel size	Quantity/Reel	Quantity/Inner Box	Quantity/Carton
7"	3K	21K	84K
13"	10K	20K	180K

Tape & Reel Specification

