

MB22S thru MB210S

Surface Mount Schottky Bridge Rectifier
 Reverse Voltage 20 to 100V Forward Current 2A

Features

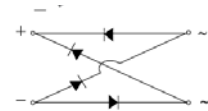
- Plastic package has Underwriters Laboratory Flammability Classification 94V-0
- High surge overload rating: 50A peak
- Space saving
- High temperature soldering guaranteed: 260°C/10 seconds



Package:TO-269AA (MBS)

Mechanical Data

- Case: Molded plastic body over passivated junctions
- Terminals: plated leads solderable per MIL-STD-750 Method 2026
- Mounting Position: Any
- Weight: 0.078oz., 0.22g



Schematic Diagram

Maximum Ratings & Electrical Characteristics

(T_A=25°C unless otherwise noted)

Parameter	Symbol	MB22S	MB24S	MB26S	MB28S	MB210S	Unit
Maximum Repetitive Peak Reverse Voltage	V _{RRM}	20	40	60	80	100	V
Maximum RMS Voltage	V _{RMS}	14	28	42	56	70	V
Maximum DC Blocking Voltage	V _{DC}	20	40	60	80	100	V
Maximum Average Forward Output Current	I _{F(AV)}	2.0					A
Peak Forward Surge Current 8.3 MS Single Half Sine-Wave Superimposed on Rated Load (JEDEC Method)	I _{FSM}	50					A
Maximum Instantaneous Forward Voltage at 2.0A	V _F	0.55		0.70		0.84	V
Maximum DC Reverse Current at T _A =25°C	I _R	0.5					mA
Rated DC Blocking Voltage per Leg T _A =100°C		20					
Operation Junction Temperature Range	T _J	-55 to +125					°C
Storage Temperature Range	T _{STG}	-55 to +150					°C

Ratings and Characteristics Curves

($T_A = 25^\circ\text{C}$ unless otherwise noted)

FIG. 1 - FORWARD CURRENT DERATING CURVE

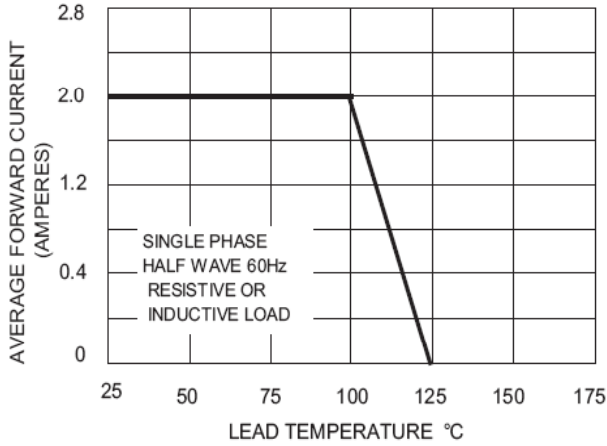


FIG. 2 - MAXIMUM NON-REPETITIVE SURGE CURRENT

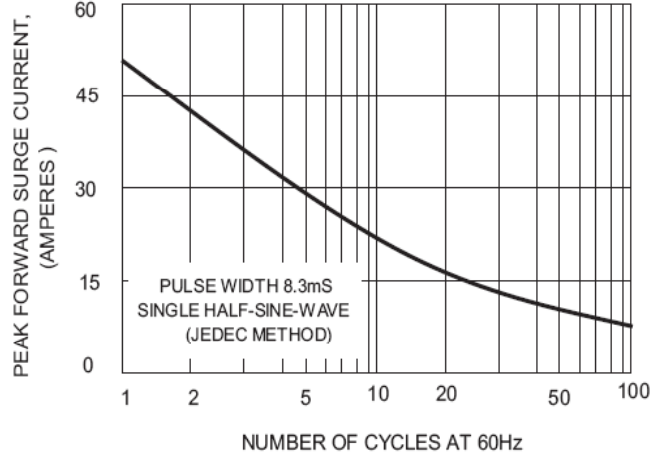


FIG.3-TYPICAL FORWARD CHARACTERISTICS

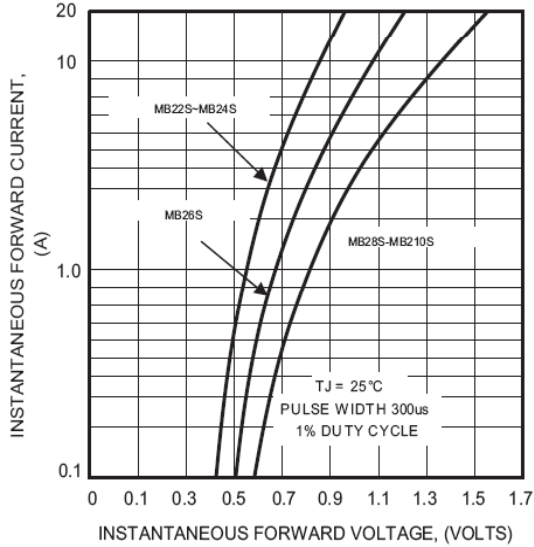
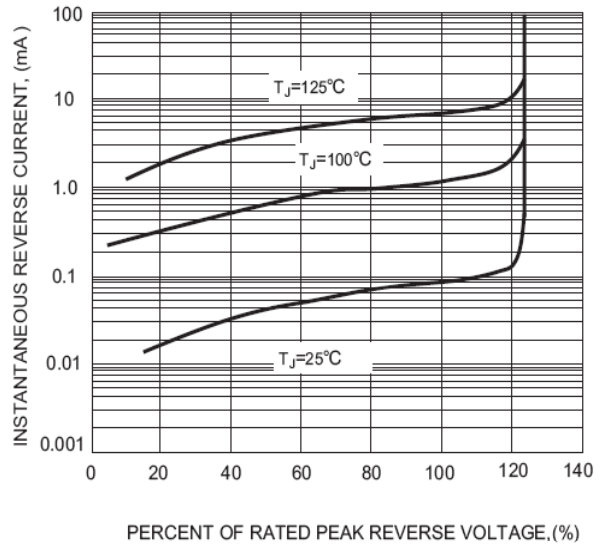


FIG.5-TYPICAL REVERSE CHARACTERISTICS

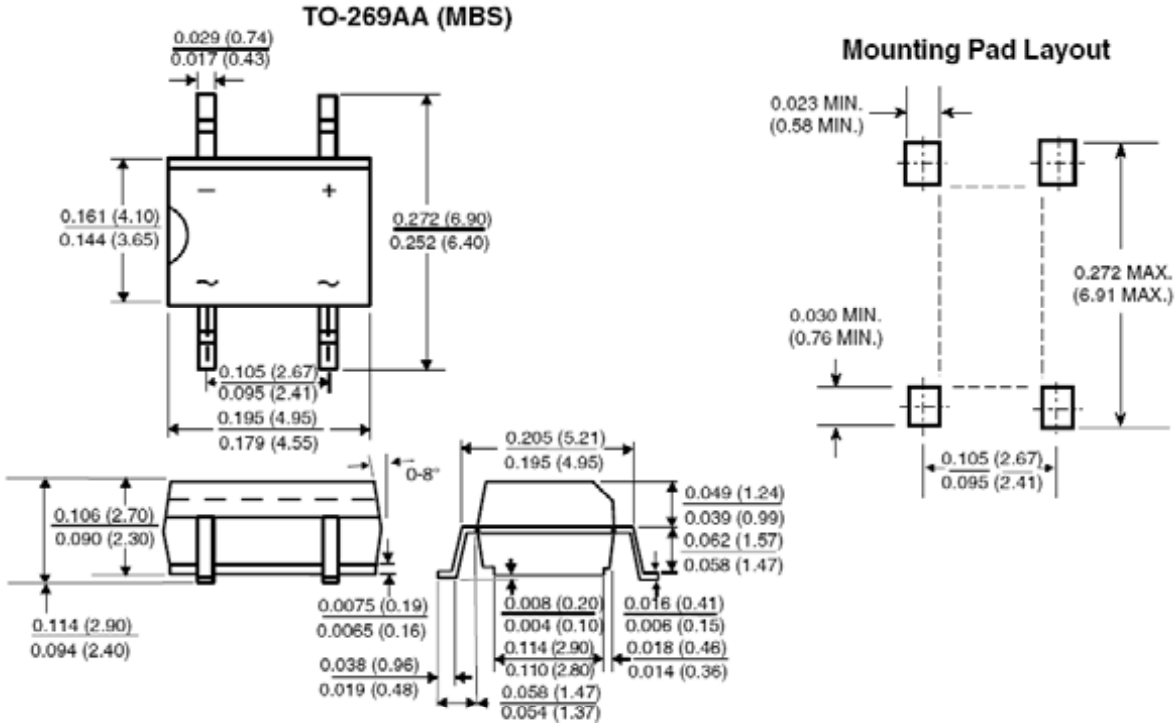


MB22S thru MB210S

Surface Mount Schottky Bridge Rectifier
 Reverse Voltage 20 to 100V Forward Current 2A

Package Outline Dimensions

TO-269AA (MBS)



Dimensions in inches and (millimeters)