

Features

- Low forward voltage drop
- High current capability
- High reliability
- High surge current capability



Package: DO-201AD

Mechanical Data

- Case: Molded plastic DO-201AD
- Epoxy: UL 94V-O rate flame retardant
- Lead: Axial leads, solderable per MIL-STD-202, Method 208 guaranteed
- Polarity: Color band denotes cathode end
- High temperature soldering guaranteed:
 250°C/10 seconds .375" (9.5mm) lead lengths at 5 lbs., (2.3kg) tension
- Weight: 0.042 ounce, 1.195 grams

Maximum Ratings and Electrical Characteristics

Ratings at 25°C ambient temperature unless otherwise specified.

Single phase, half wave, 60Hz, resistive or inductive load.

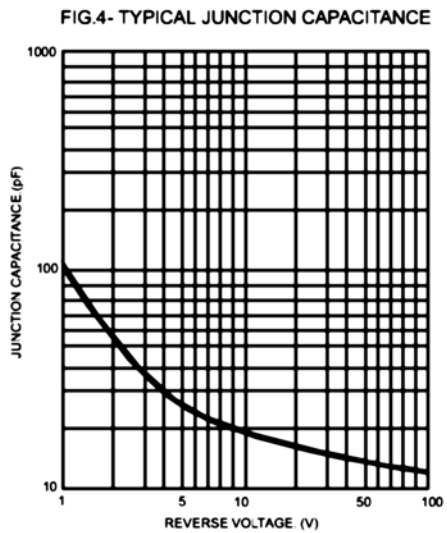
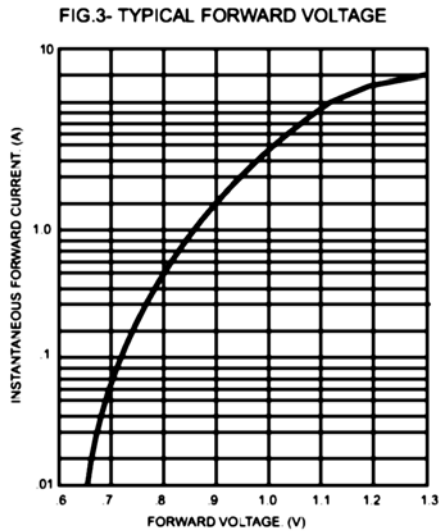
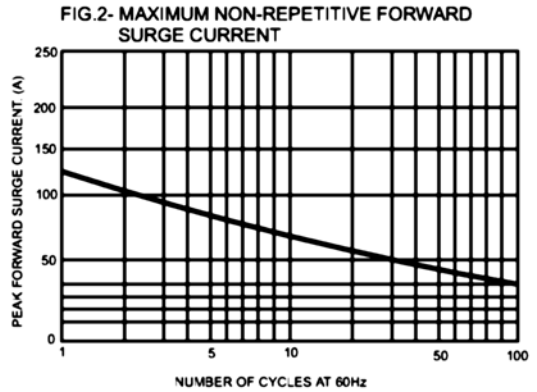
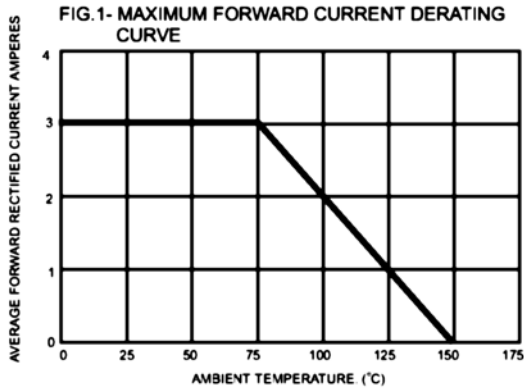
For capacitive load, derate current by 20%

Parameter	Symbols	GS30S10	Units
Maximum Repetitive Peak Reverse Voltage	V_{RRM}	1000	V
Maximum RMS Voltage	V_{RMS}	700	V
Maximum DC Blocking Voltage	V_{DC}	1000	V
Maximum Average Forward Rectified Current @ $T_A=75^\circ\text{C}$	$I_{(AV)}$	3.0	A
Peak Forward Surge Current (8.3 ms single half sine-wave superimposed on rated load)	I_{FSM}	125.0	A
Maximum Instantaneous Forward Voltage @3A	V_F	1.1	V
Maximum DC Reverse Current at rated DC Blocking Voltage @ $T_A=25^\circ\text{C}$ @ $T_A=125^\circ\text{C}$	I_R	5.0 100	μA
Typical Junction Capacitance ¹⁾	C_J	30	pF
Operating Junction Temperature	T_J	-55 to +150	°C
Storage Temperature	T_{STG}	-55 to +150	°C

Notes: 1. Measured at 1 MHz and Applied Reverse Voltage of 4.0 V D.C.

Ratings and Characteristic Curves

($T_A = 25^\circ\text{C}$ unless otherwise noted)



Package Outline Dimensions

in inches (millimeters)

DO-201AD

