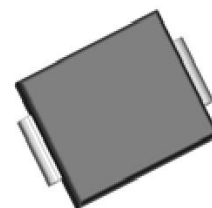


GN8A thru GN8M

Surface Mount Glass Passivated Standard Rectifier
 Reverse Voltage 50~1000V Forward Current 8A

Features

- Plastic package has Underwriters Laboratory Flammability Classification 94V
- Low profile
- Build-in strain relief, ideal for automated placement
- Glass passivated chip junction



DO-214AB (SMC)¹⁾

Mechanical Data

- Case: JEDEC DO-214AB (SMC)
- Terminals: solder plated, solderable per MIL-STD-750, Method 2026
- High temperature soldering guaranteed: 260°C/10 seconds at terminals
- Polarity: color band denotes cathode end

Maximum Ratings (T_A=25°C unless otherwise specified)

Parameter	Symbol	GN8A	GN8B	GN8D	GN8G	GN8J	GN8K	GN8M	Unit
Maximum Repetitive Peak Reverse Voltage	V _{RRM}	50	100	200	400	600	800	1000	V
Maximum RMS Voltage	V _{RMS}	35	70	140	280	420	560	700	V
Maximum DC Blocking Voltage	V _{DC}	50	100	200	400	600	800	1000	V
Maximum Average Forward Rectified Current at TL (See Fig.1)	I _{F(AV)}	8.0							A
Peak Forward Surge Current 8.3 ms Single Half Sine-wave Superimposed On Rated Load	I _{FSM}	200							A
Operating Junction and Storage Temperature Range	T _J , T _{STG}	- 55 to + 150							°C

Electrical Characteristics (T_A=25°C unless otherwise specified)

Parameter	Test Conditions	Symbol	GN8A	GN8B	GN8D	GN8G	GN8J	GN8K	GN8M	Unit
Maximum Instantaneous Forward Voltage	8A	V _F	1.1							V
Maximum DC Reverse Current at Rated DC Blocking Voltage	T _A =25°C	I _R	5							μA
	T _A =100°C		50							
Typical Thermal Resistance1)	Junction to Ambient	R _{θJA}	28							°C/W
Typical Junction Capacitance	4.0 V, 1 MHz	C _J	50							pF

Note:1) The thermal resistance from junction to ambient, case or lead, mounted on P.C.B with 30×30mm copper pads

Ratings and Characteristic Curves

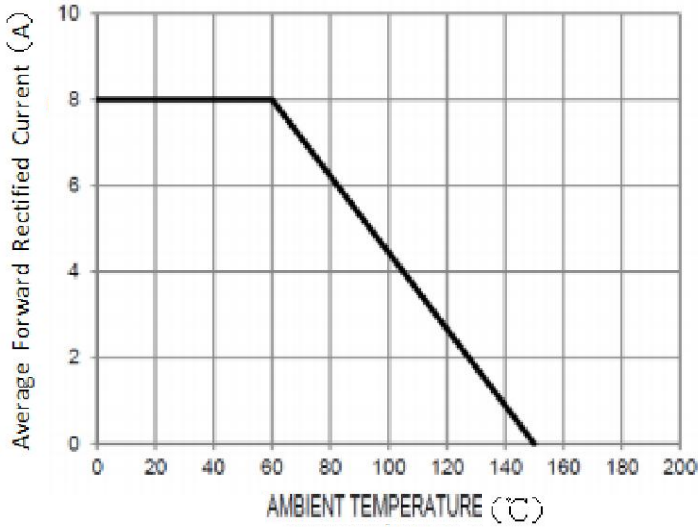


Figure 1. Forward Current Derating Curve

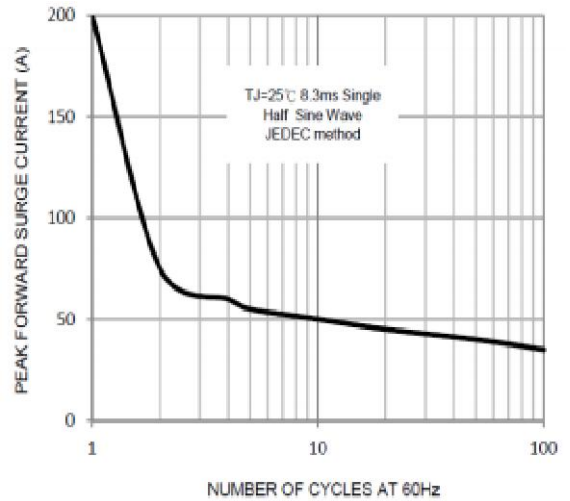


Figure 2. Maximum Non-Repetitive Peak Forward Surge Current

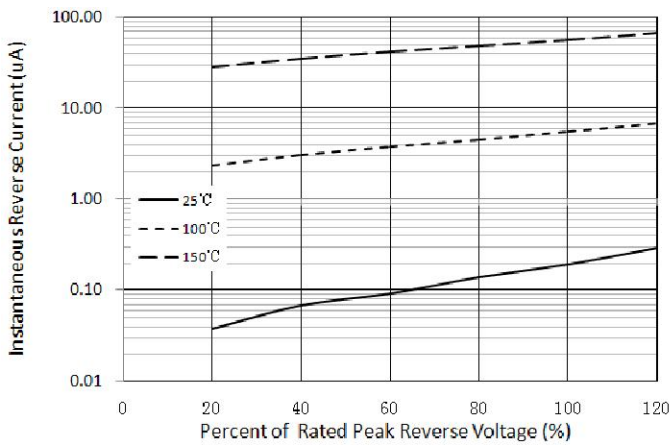


Figure 3. Typical Reverse Characteristics

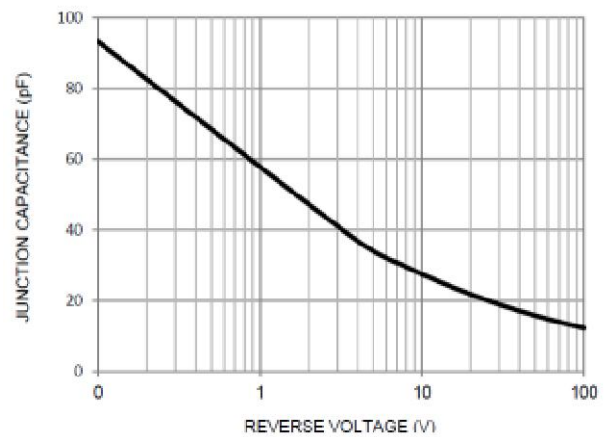


Figure 4. Typical Junction Capacitance

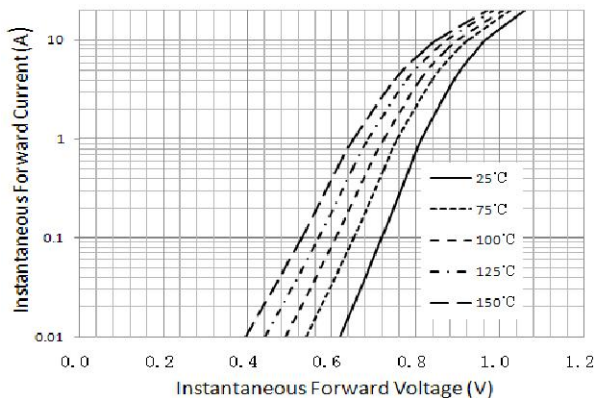


Figure 5. Typical Instantaneous Forward Characteristics

GN8A thru GN8M

Surface Mount Glass Passivated Standard Rectifier
 Reverse Voltage 50~1000V Forward Current 8A

Package Outline Dimensions

