



U05(B, G, J)4B48

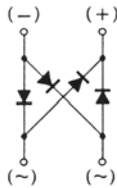
Silicon Diffused Type Rectifier Stack
Reverse Voltage 100 to 600 Volts Forward Current 0.5 Ampere

Features

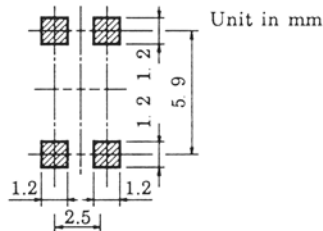
- ◆ Single phase bridge rectifier applications.
- Repetitive peak reverse voltage : $V_{RRM}=100\sim600V$
- Average output rectified current : $I_o=0.5A$ ($T_a=30^\circ C$)



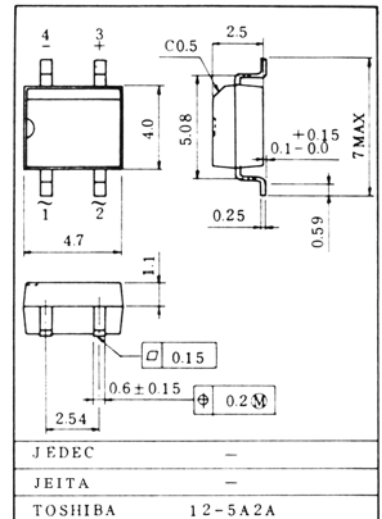
POLARITY



Standard Soldering Pad



Unit in mm



Weight : 0.13g

Maximum Ratings

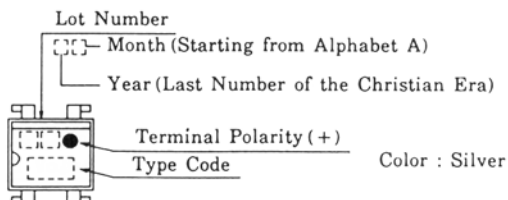
Characteristic	Symbol	Ratings	Unit
Repetitive peak reverse voltage	U05B4B48	100	Volts
	U05G4B48	400	
	U05J4B48	600	
Average output rectified current ($T_a=30^\circ C$)	I_o	0.5 0.8 *	Amp
Peak one cycle surge forward current (Non Repetitive)	I_{FSM}	30 (50Hz) 33 (60Hz)	Amps
Junction temperature	T_J	-40 to +150	$^\circ C$
Storage temperature range	T_{STG}	-40 to +150	$^\circ C$

Electrical Characteristics ($T_a=25^\circ C$)

Characteristic	Symbol	Test condition	Min.	Typ.	Max.	Unit
Peak forward voltage	V_{FM}	$I_{FM}=0.4A$	-	-	1.0	Volt
Repetitive peak reverse current	I_{RRM}	$V_{RRM}=\text{Rated}$	-	-	10	μA
Thermal resistance (Junction to Ambient)	$R_{\theta(j-a)}$	DC	-	-	130 75 *	$^\circ C/W$

* On alumina substrate.

MARK



CODE	TYPE
5B	U05B4B48
5G	U05G4B48
5J	U05J4B48

RATINGS AND CHARACTERISTIC CURVES

