

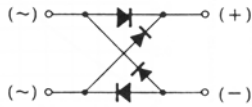


05(B,G,J)4B48

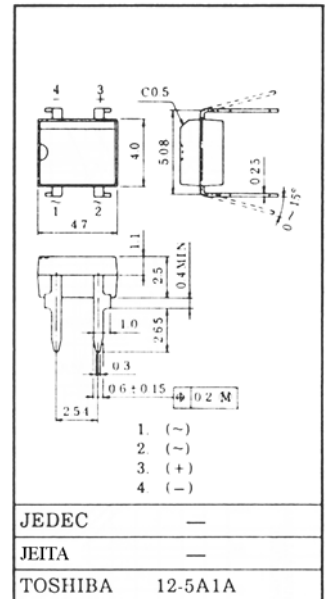
Silicon Diffused Type Rectifier Stack
Reverse Voltage 100 to 600 Volts Forward Current 0.5 Ampere

Features

- ◆ Single phase bridge rectifier applications.
- Repetitive peak reverse voltage : $V_{RRM}=100\sim600V$
- Average output rectified current : $I_o=0.5A$ ($T_a=30^\circ C$)



Unit in mm



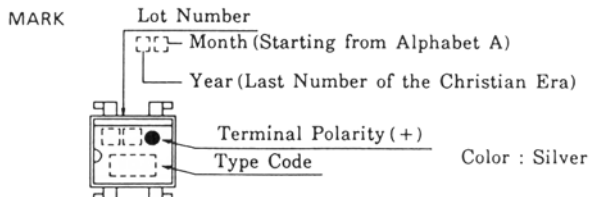
Weight : 0.14g

Maximum Ratings

Characteristic	Symbol	Rated	Unit
Repetitive peak reverse voltage	05B4B48	100	Volts
	05G4B48	400	
	05J4B48	600	
Average output rectified current	I_o	0.5	Amp
Peak one cycle surge forward current (Non Repetitive)	I_{FSM}	30 (50Hz) 33 (60Hz)	Amps
Junction temperature	T_j	-40 to +150	$^\circ C$
Storage temperature range	T_{STG}	-40 to +150	$^\circ C$

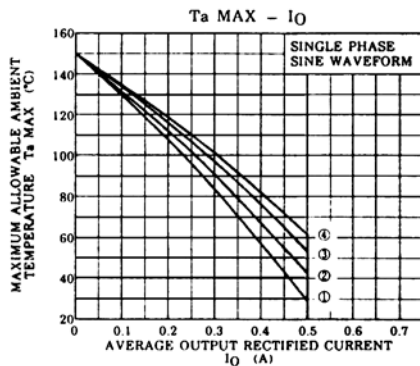
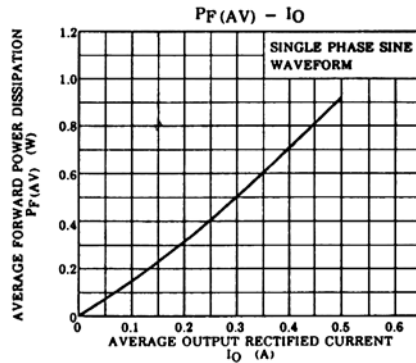
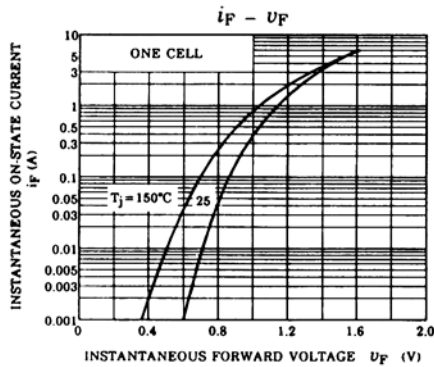
Electrical Characteristics ($T_a=25^\circ C$)

Characteristic	Symbol	Test condition	Min.	Typ.	Max.	Unit
Peak forward voltage	V_{FM}	$I_{FM}=0.4A$	-	-	1.0	Volt
Repetitive peak reverse current	I_{RRM}	$V_{RRM}=\text{Rated}$	-	-	10	μA
Thermal resistance (Junction to Ambient)	$R_{\theta(j-a)}$	DC	-	-	130	$^\circ C/W$



CODE	TYPE
5B	05B4B48
5G	05G4B48
5J	05J4B48

RATINGS AND CHARACTERISTIC CURVES



- ① WITHOUT HEAT SINK
 - ② SOLDER LAND 2×2mm
 - ③ SOLDER LAND 5×5mm
 - ④ SOLDER LAND 7×7mm
- a × a : SOLDER LAND SIZE
(ON GLASS-EPOXI SUBSTRATE)

