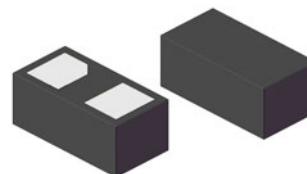
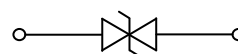


Features

- 35 Watts peak pulse power ($T_p = 8/20\mu s$)
- Bi-Directional configuration
- Snap-Back technology
- Low clamping voltage
- Low leakage current
- Ultra low capacitance (0.25pF typical)
- ESD protection for high-speed data lines to:
 IEC 61000-4-2 $\pm 10KV$ contact, $\pm 12KV$ air
 IEC 61000-4-4 (EFT) 40A (5/50ns)
 IEC 61000-4-5 (Lightning) 5A (8/20 μs)



DFN0603



Schematic Diagram

Applications

- USB 3.0, USB 2.0, MHL
- HDMI 2.0, Display Port 1.3, eSATA
- Unified Display Interface (UDI)
- Digital Visual Interface (DVI)
- 1G/2.5G/5G/10G Ethernet

Absolute Maximum Ratings ($T_A=25^\circ C$ unless otherwise specified)

Parameter	Symbol	Value	Unit
Peak Pulse Power ($T_p=8/20\mu S$)	P_{PP}	35	W
Peak Pulse Current ($T_p=8/20\mu S$)	I_{PP}	5	A
Junction Temperature	T_J	-55 To +125	$^\circ C$
Storage Temperature	T_{STG}	-55 To +150	$^\circ C$

Electrical Characteristics ($T_A=25^\circ C$ unless otherwise specified)

Parameter	Symbol	Conditions	Min.	Typ.	Max.	Unit
Reverse Stand-Off Voltage	V_{RWM}	-	-	-	3.3	V
Reverse Breakdown Voltage	V_{BR}	$I_T=1mA$	5	6.8	12	V
Reverse Leakage Current	I_R	$V_R=3.3V$	-	0.01	0.1	μA
Trigger Voltage	V_T	$I_{PP}=5A, T_p=8/20\mu S$	-	9.0	-	V
Clamping Voltage	V_C	$I_{PP}=5A, T_p=8/20\mu S$	-	6.5	-	V
Clamping Voltage (TLP 8A)	V_C	IEC 61000-4-2 Level 2 (± 4 kV Contact, ± 4 kV Air)	-	4.5	-	V
Clamping Voltage (TLP 16A)	V_C	IEC 61000-4-2 Level 4 (± 8 kV Contact, ± 8 kV Air)	-	6.0	-	V
Dynamic Resistance	R_{dyn}	$I_T=0$ to 30A, $T_p=TLP$	-	0.25	-	Ω
Junction Capacitance	C_J	$V_R=0V, f=1MHz$	-	0.25	0.35	pF

Typical Characteristic Curves

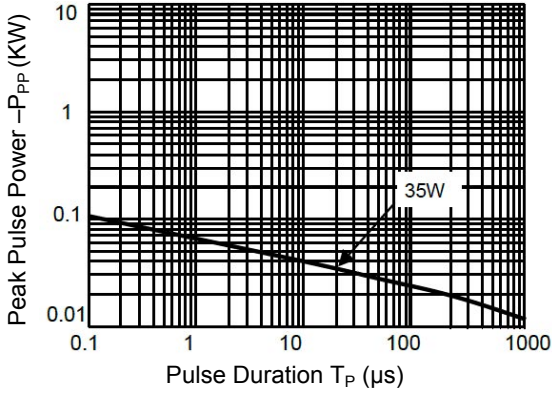


Figure 1. Peak Pulse Power Rating Curve

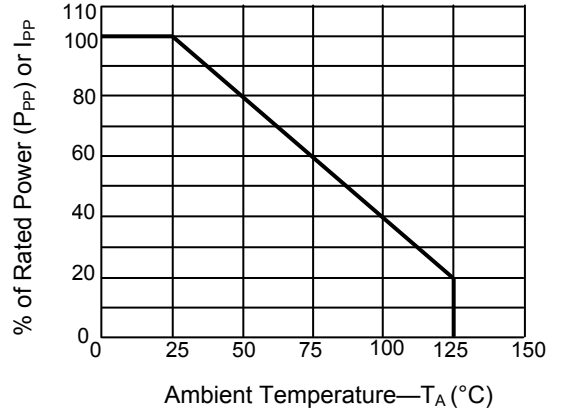


Figure 2. Pulse Derating Curve

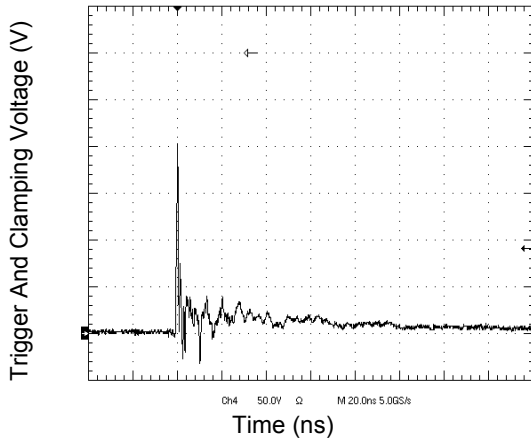


Figure 3. IEC61000-4-2 +8kV Contact Discharge

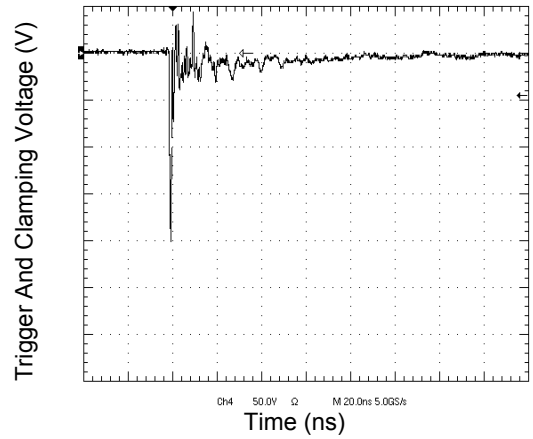


Figure 4. IEC61000-4-2 -8kV Contact Discharge

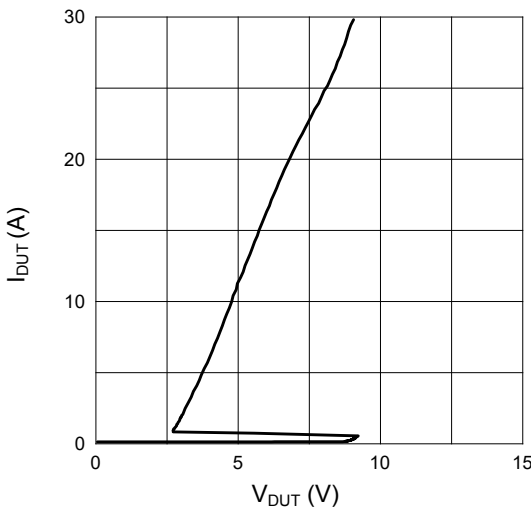


Figure 5. Transmission Line Pulse ($T_p=100ns$)

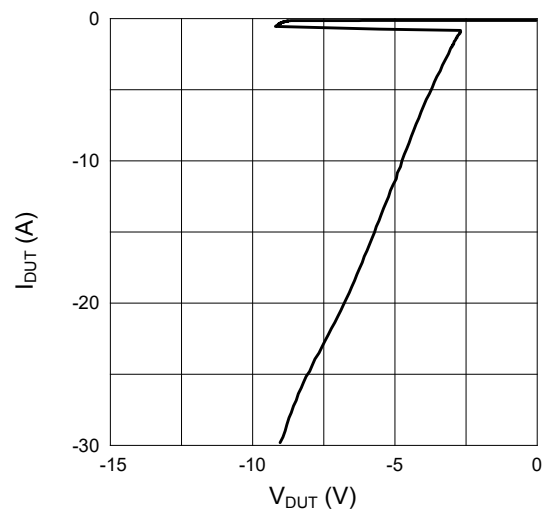
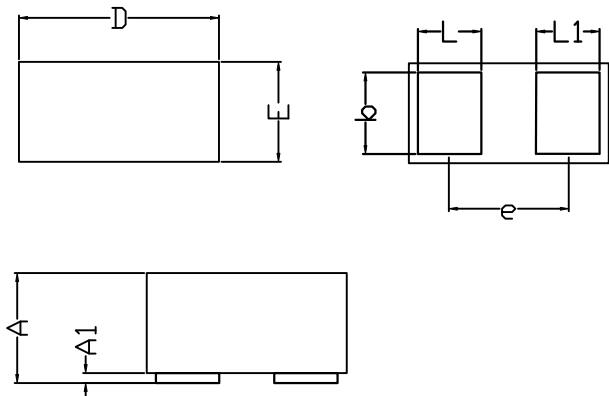


Figure 6. Transmission Line Pulse ($T_p=100ns$)

Product Dimensions DFN0603



Symbol	Dimensions in Millimeters		
	Min	Nom	Max
A	0.230	-	0.330
A1	0.000	-	0.050
D	0.550	0.600	0.650
E	0.250	0.300	0.350
b	0.215	0.245	0.275
L	0.130	0.180	0.230
L1	0.130	0.180	0.230
e	0.355 BSC		

Order Information

Device	Package	Marking	Carrier	Quantity	HSF Status
GSEN3B0025	DFN0603	C	Tape & Reel (7")	10,000pcs / pcs	RoHS Compliant