

Description

- High inrush current withstanding capability
- Compatible with reflow and wave solder
- Rugged ceramic and glass construction
- Excellent environmental performance
- RoHS Compliant ,Lead Free & Halogen Free material

Applications

- Telecommunication: Cell Phones / PDA / DSL
- Computers: LCD Panels / Printers/ Laptop/ Servers
- Consumer Electronics: DVD players / MP3 and MP4 Players

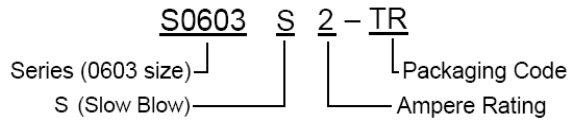
Electrical Characteristics

Ampere Rating	% of Amp Rating	Opening Time
1A-5A	100%	4 Hours Minimum
1A-5A	200%	1~120 Seconds
1A-5A	300%	0.1~3 Seconds
1A-5A	800%	0.001~0.05 Seconds

Ordering

- Specify Packaging and product code

(i.e. S0603S2-TR)



Note: TR: 5,000 pieces of fuses on 8mm tape and reel on a 7 inch (178mm) reel per EIA Standard 481

Electrical Specifications

Product Code	Current Rating	Voltage Rating DC	Interrupting Rating*	Resistance (ohms)** Typ.	Typical Melt I ² t *** DC (A ² s)	Alpha Code Marking
S0603S1	1A	32V	35A	0.29	0.05	H
S0603S1.5	1.5A	32V	35A	0.13	0.19	K
S0603S2	2A	32V	35A	0.07	0.30	N
S0603S2.5	2.5A	32V	35A	0.05	0.61	O
S0603S3	3A	32V	35A	0.035	0.83	P
S0603S3.5	3.5A	32V	35A	0.024	1.23	R
S0603S4	4A	32V	35A	0.02	2.22	S
S0603S4.5	4.5A	32V	35A	0.016	2.74	X
S0603S5	5A	32V	35A	0.013	3.40	T

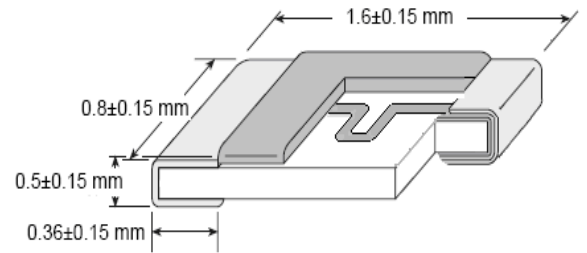
* DC interrupting rating (Measured at rated voltage, time constant of less than 50 microseconds, battery source)

**DC Cold Resistance (Measured at 10% of rated current)

*** Typical Melting I²t (Measured with a battery bank at rated DC voltage, 10x-rated current, not to exceed IR, time constant of calibrated circuit less than 50 microseconds) (S0603S4A, 4.5A and 5A measured at interrupting rating)

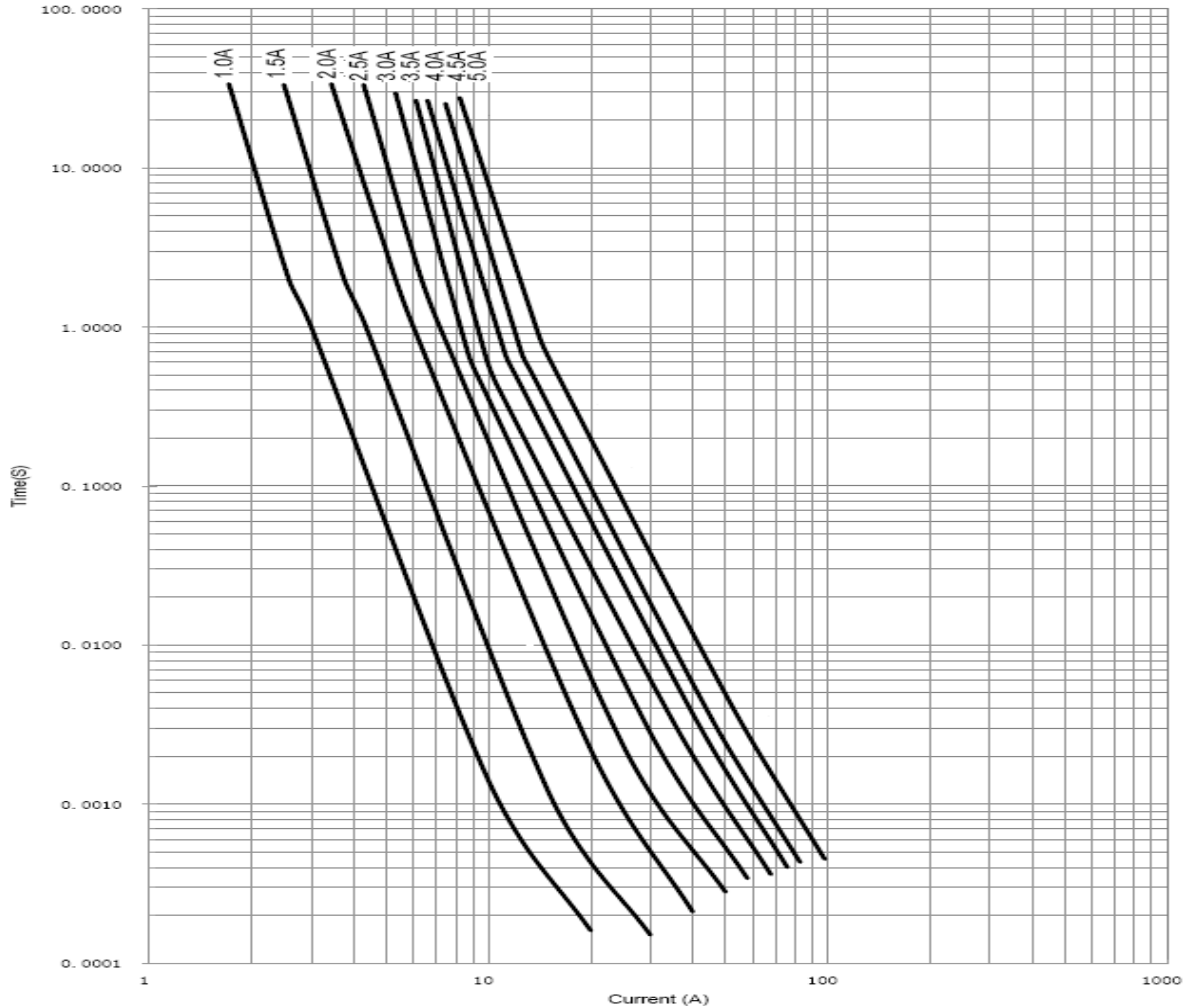
Device designed to carry rated current for four hours minimum. An operating current of 75% or less of rated current is recommended, with further derating required at elevated ambient temperatures.

Dimensions

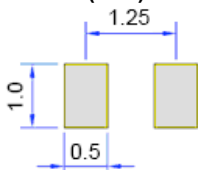


Case: 0603

Time Current Curve



Land Pattern (mm)



Soldering Method

- Wave soldering: 260°C, 10sec max.
- Reflow soldering: 260°C, 30sec max.

Environmental Data

- Life Test: MIL-STD-202, Method 108A
- Humidity Bias: MIL-STD-202, Method 103
- Moisture Resistance Test: MIL-STD-202, Method 106G
- Thermal Shock: MIL-STD-202, Method 107G
- Terminal Strength Test: AEC-Q200-005
Appendix 2 Note: 1mm (Min)
- Vibration: MIL-STD-202, Method 204D
- Mechanical Shock: MIL-STD-202, Method 213B
- Solderability: ANSI/J-STD-002
- Resistance to Solder Heat: MIL-STD-202, Method 210A
- Resistance to Solvents Test: MIL-STD-202, Method 215A