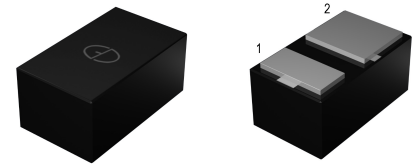


Features

- Low forward voltage drop
- Small power mold type
- Low IR
- Small current rectification



Package: DFN1608

Applications

- Low voltage rectification
- High efficiency buck and boost DC-to-DC conversion
- Switch mode power supply
- LED or keypad backlight for mobile application
- Low power consumption applications
- Ultra high-speed switching
- Reverse voltage and current protection
- Clamping and protection
- Mobile handsets
- MP3 player
- Digital camera and camcorder
- Notebook PC & PDA
- GPS



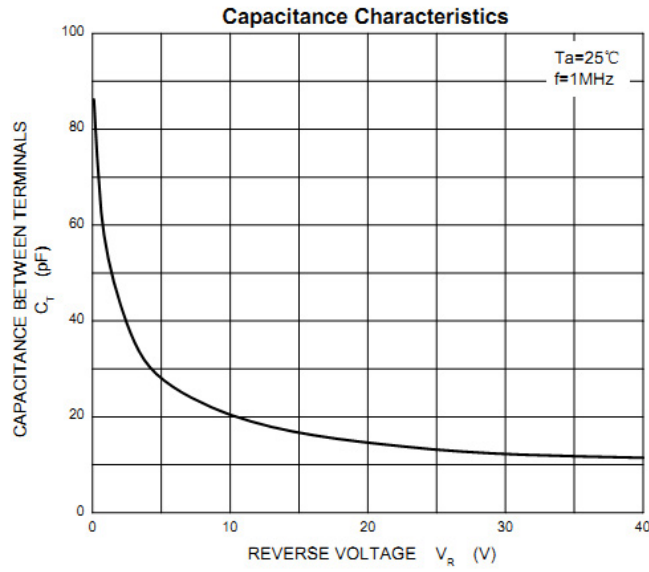
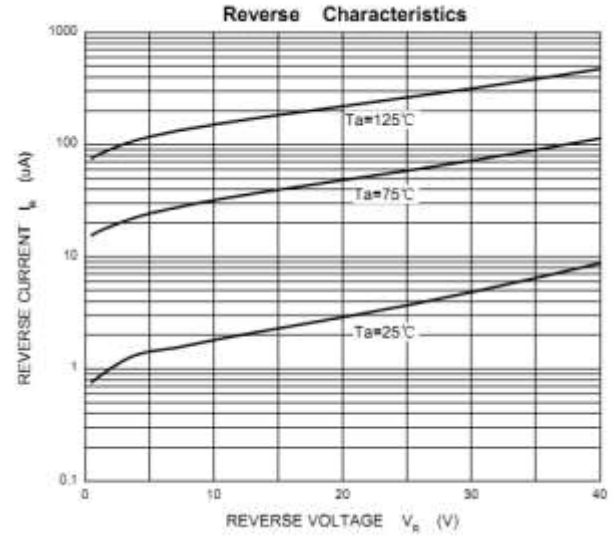
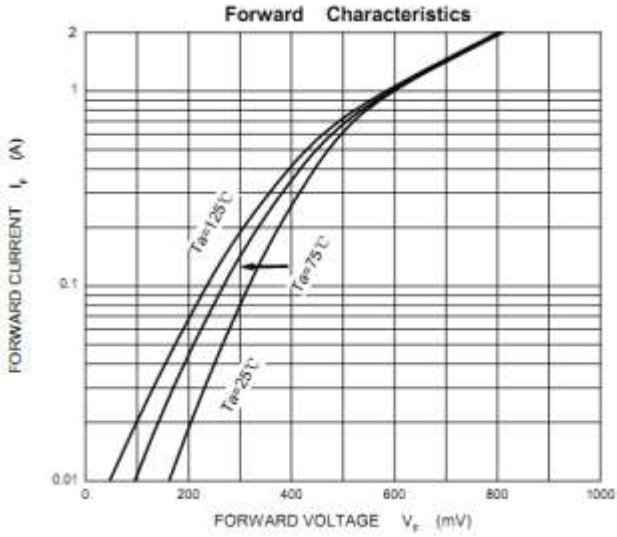
Maximum Ratings (T_A = 25°C unless otherwise noted)

Symbol	Parameter	Value	Unit
V _{RRM}	Peak Repetitive Reverse Voltage	40	V
V _{RWM}	Working Peak Reverse Voltage		
V _{R(RMS)}	RMS Reverse Voltage	28	V
I _O	Average Rectified Output Current	1	A
I _{FSM}	Non-repetitive Peak Forward Surge Current @ t≤8.3ms	30	A
P _D	Power Dissipation	150	mW
R _{ΘJA}	Thermal Resistance from Junction to Ambient	833	°C/W
T _j	Junction Temperature	125	°C
T _{stg}	Storage Temperature	-55~+150	°C

Electrical Characteristics (T_A = 25°C unless otherwise noted)

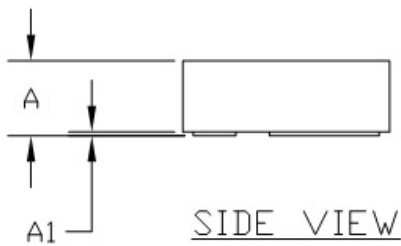
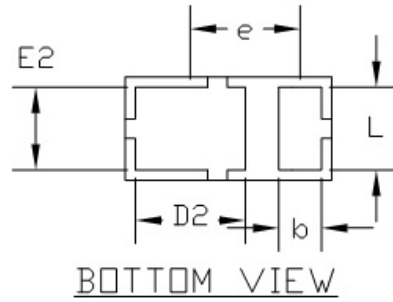
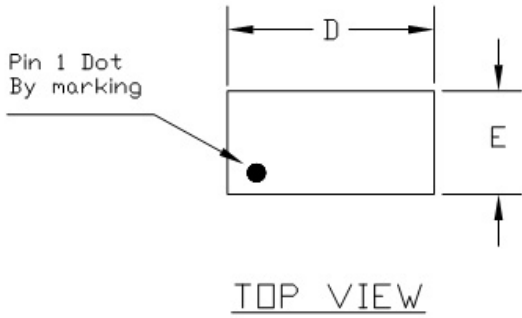
Parameter	Symbol	Test conditions	Min	Typ	Max	Unit
Reverse Voltage	V _(BR)	I _R =10μA	40			V
Reverse Current	I _R	V _R =40V			50	μA
Forward Voltage	V _F	I _F =1.0A			0.53	V
Diode Capacitance	C _d	V _R =1V, f=1MHz		50		pF
		V _R =10V, f=1MHz		20		pF
Reverse Recovery Time	t _{rr}	I _F =I _R =10mA, R _L =100Ω I _R (meas)=1mA		15		nS

Ratings and Characteristics Curves ($T_A = 25^\circ\text{C}$ unless otherwise noted)



Package Outline Dimensions

DFN1608



COMMON DIMENSIONS(MM)			
PKG. REF.	UT: UTIRIAL THIN		
	MIN.	NDM.	MAX
A	0.50	0.55	0.60
A1	0.00	-	0.05
A3	0.15 REF.		
D	1.55	1.60	1.65
E	0.75	0.80	0.85
D2	0.75	0.85	0.95
E2	0.54	0.64	0.74
L	0.54	0.64	0.74
b	0.28	0.33	0.41
e	0.85 BSC		

Lead finish: NiPdAu

Suggested Pad Layout

