

GP15A thru GP15M

Surface Mount Glass Passivated Rectifier
 Reverse Voltage 50-1000V Forward Current 1.5A

Features

- ◆ Plastic package has Underwrites laboratory Flammability Classification 94V-0
- ◆ High temperature metallurgically bonded construction
- ◆ Cavity-free glass passivated junction
- ◆ Capable of meeting environmental standards of MIL-S-19500
- ◆ 1.5Ampere operation at $T_A=55^{\circ}\text{C}$ with no thermal runaway
- ◆ Typical I_R less than 0.1uA
- ◆ High temperature soldering guaranteed: $350^{\circ}\text{C}/10\text{seconds}$, 0.375"(9.5mm) lead length, 5 lbs. (2.3kg) tension



Package: DO-204AC(DO-15)

Mechanical Data

- ◆ Case: JEDEC DO-204AC, molded plastic over glass body
- ◆ Terminals: Plated axial leads, solderable per MIL-STD-750, Method 2026
- ◆ Polarity: Color band denotes cathode end
- ◆ Mounting Position: Any
- ◆ Weight: 0.014 ounce, 0.395gram

Maximum Ratings & Electrical Characteristics

($T_A=25^{\circ}\text{C}$ unless otherwise specified)

Parameter	Symbols	GP15A	GP15B	GP15D	GP15G	GP15J	GP15K	GP15M	Units
Maximum Repetitive Peak Reverse Voltage	V_{RRM}	50	100	200	400	600	800	1000	V
Maximum RMS Voltage	V_{RMS}	50	100	200	400	600	800	1000	V
Maximum DC Blocking Voltage	V_{DC}	50	100	200	400	600	800	1000	V
Maximum Average Forward Rectified Current 0.375"(9.5mm) lead length at $T_A=55^{\circ}\text{C}$	$I_{F(AV)}$	1.5							A
Peak Forward Surge Current (8.3ms single half sine-wave superimposed on rated load, JEDEC Method)	I_{FSM}	50.0							A
Maximum Full Load Reverse Current, full cycle average, 0.375"(9.5mm) lead length $T_A=55^{\circ}\text{C}$	$I_{R(AV)}$	100							uA
Maximum Instantaneous Forward Voltage at 1.5A	V_F	1.1							V
Maximum DC Reverse Current at rated DC Blocking Voltage	@ $T_A=25^{\circ}\text{C}$	5.0							uA
	@ $T_A=150^{\circ}\text{C}$	200							
Typical Reverse Recovery Time at $I_F=0.5\text{A}$, $I_R=1.0\text{A}$, $I_{RR}=0.25\text{A}$	T_{RR}	1.0							us
Typical Junction Capacitance at 4.0V, 1MHz	C_J	15.0							pF
Typical Thermal Resistance (Note 1)	$R_{TH(A)}$	45.0							$^{\circ}\text{C}/\text{W}$
	$R_{TH(L)}$	20.0							
Operating Junction and Storage Temperature Range	T_J, T_{STG}	-55 to +150							$^{\circ}\text{C}$

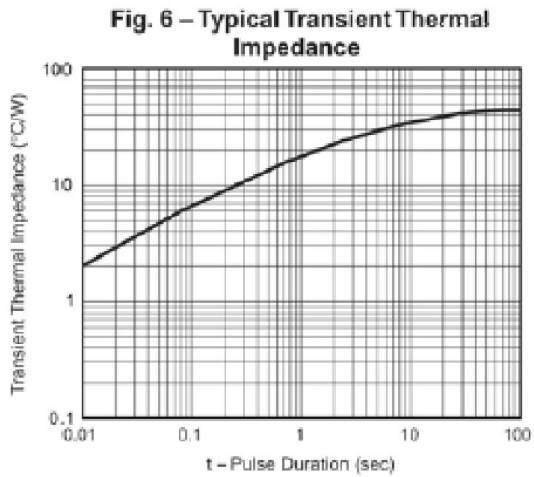
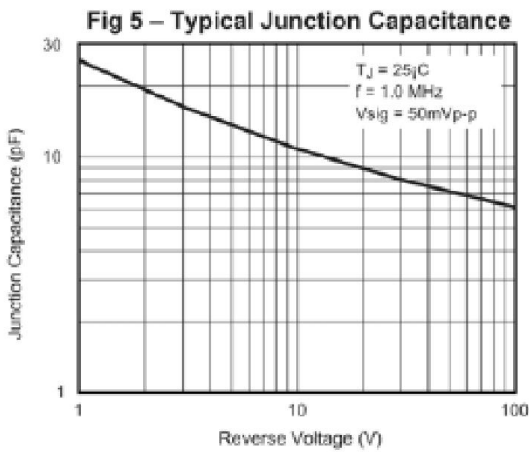
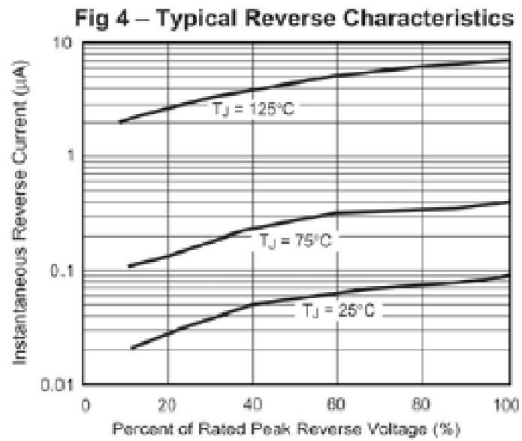
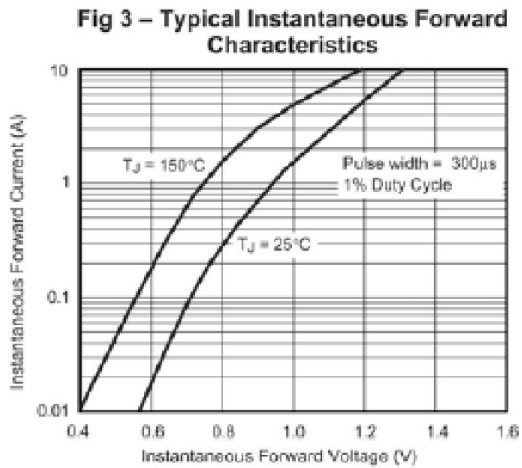
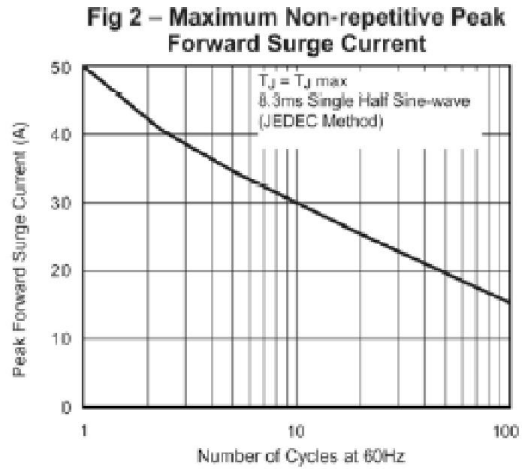
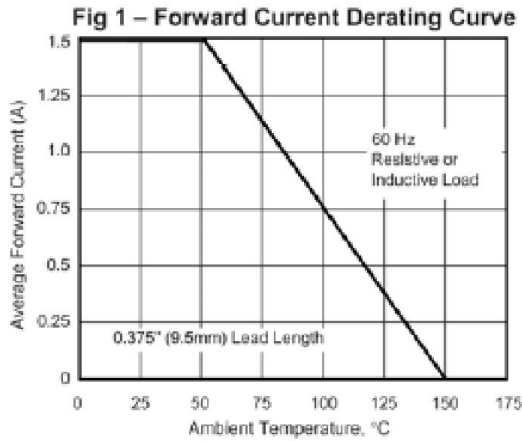
Notes: 1. Thermal resistance from junction to ambient and from junction to lead at 0.375"(9.5mm) lead length, P.C.B. mounted

GP15A thru GP15M

Surface Mount Glass Passivated Rectifier
 Reverse Voltage 50-1000V Forward Current 1.5A

Ratings and Characteristics Curves

($T_A = 25^\circ\text{C}$ unless otherwise noted)



GP15A thru GP15M

Surface Mount Glass Passivated Rectifier
Reverse Voltage 50-1000V Forward Current 1.5A

Package Outline Dimensions

in inches (millimeters)

DO-204AC(DO-15)

