


Features

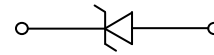
- 100 Watts peak pulse power ($t_p = 8/20\mu s$)
- SOD-882 package
- Unidirectional configurations
- Protects one I/O port
- Low clamping voltage
- Low Leakage current
- ESD-immunity acc. IEC 61000-4-2 $\pm 8KV$ contact
 $\pm 15KV$ air



SOD-882

Applications

- Cell Phones
- Notebooks
- Digital Cameras
- Portable Instrumentation
- Audio and Video Equipment



Schematic Diagram

Absolute Maximum Ratings

($T_A=25^\circ C$ unless otherwise specified)

Parameter	Symbol	Value	Unit
Peak Pulse Power ($T_p=8/20\mu s$)	P_{PP}	100	W
Peak Pulse Current ($t_p = 8/20\mu s$)	I_{PP}	9.8	A
Junction Temperature	T_J	-55 to +125	$^\circ C$
Storage temperature	T_{STG}	-55 to +150	$^\circ C$

Electrical Characteristics

($T_A=25^\circ C$ unless otherwise specified)

Parameter	Symbol	Condition	Min	Typ	Max	Unit
Reverse stand-off Voltage	V_{RWM}	-	-	-	3.3	V
Reverse Breakdown Voltage	V_{BR}	$I_T=1mA$	5.0	-	-	V
Reverse Leakage Current	I_R	$V_R=3.3V$	-	-	2.5	μA
Clamping Voltage	V_C	$I_{PP}=9.8A, T_p=8/20\mu s$	-	-	10.4	V
Junction Capacitance	C_J	$V_R=0V, f=1MHz$	-	80	-	pF

Typical Characteristic Curves

Fig.1 Peak Pulse Power Rating Curve

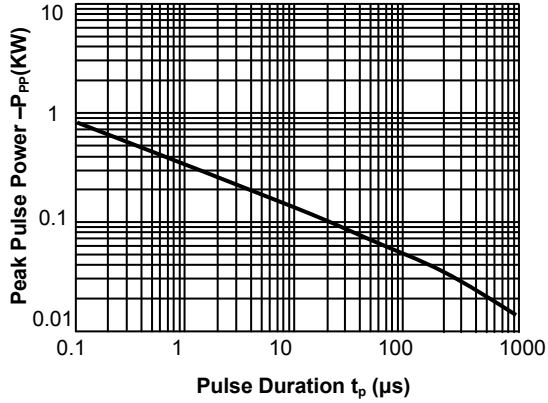


Fig.2 Pulse Derating Curve

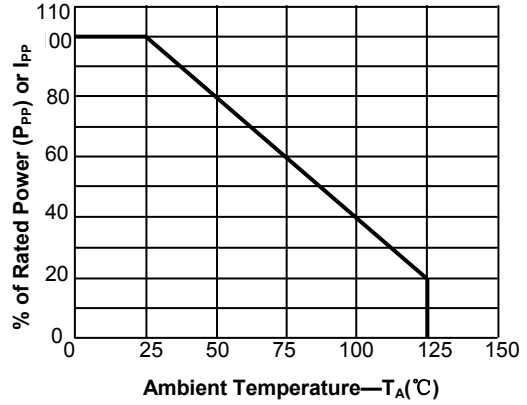


Fig.3 Pulse Waveform-8/20μs

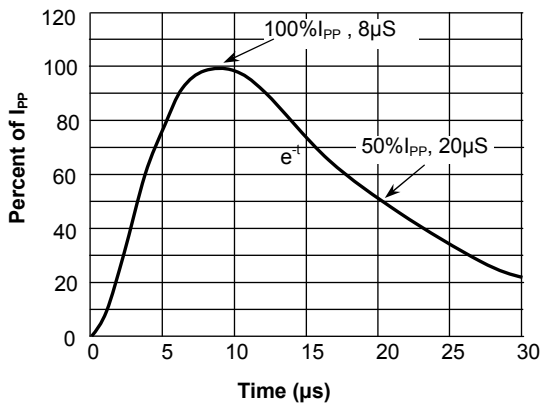
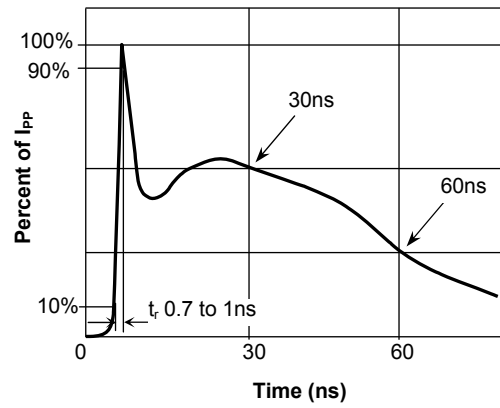
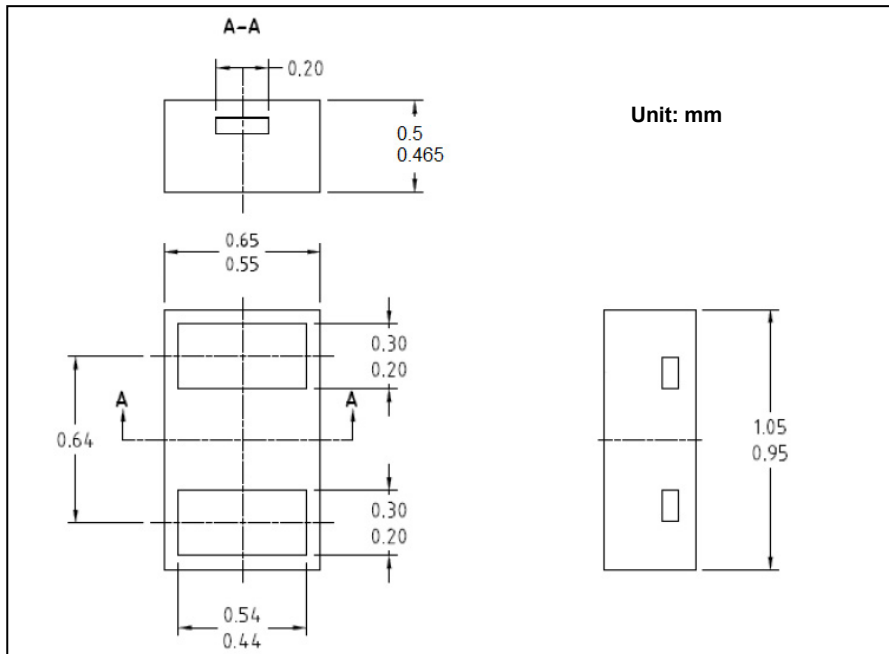


Fig.4 Pulse Waveform-ESD(IEC61000-4-2)



Product Dimensions

SOD-882



Order Information

Device	Package	Marking	Carrier	Quantity	HSF Status
SES3V3D882-2U	SOD-882	E	Tape & Reel	10000pcs / Reel	RoHS Compliant